



DIRECTORY OF MINERAL-BASED INDUSTRIES IN MALAYSIA 2016



DEPARTMENT OF MINERAL AND GEOSCIENCE MALAYSIA
MINISTRY OF NATURAL RESOURCES AND ENVIRONMENT MALAYSIA

DIRECTORY OF MINERAL-BASED INDUSTRIES IN MALAYSIA 2016

Compilers:

**Rosni binti Lokmannul Hakim
Yusari bin Basiran
Ahmad Shahril bin Idris
Joanes Muda**

Mineral Economics Section



**Department of Mineral and Geoscience Malaysia (JMG)
20th Floor, Menara TH Tun Razak
Jalan Tun Razak
50658 Kuala Lumpur**

**e-mail : jmgkll@jmg.gov.my
website : www.jmg.gov.my**

Price: RM70.00



PREFACE

This publication on *Directory of Mineral-Based Industries in Malaysia 2016* is the continuation of the previous publication series which provides comprehensive appraisal on the year's performance of the selected major mineral-based products manufactured in the country. The mineral-based industries reviewed were broadly classified into non-metallic or industrial mineral-based industries and selected metallic mineral-based industries.

The overall production values of selected manufactured mineral-based products increased since last three years underpinned by the demand from construction and manufacturing sector. Nonetheless, Malaysia's foreign trade of manufactured mineral-based products demonstrated slightly contracted during 2016 amidst the global economic uncertainties

The reviews contained in this publication is a culmination of statistics obtained from surveys carried out by the Department of Mineral and Geoscience State Offices, and information compiled from published reports and various sources concerning market scenarios, production, developments and manufactured products traded. Persisting poor responses from some of the industrial players continued to be a hindrance to producing an accurate review of the industries performance.

I would like to extend my sincere appreciation to the mineral industries and related organisations for their cooperation, support and contribution. To all our employees, thank you for unwavering commitment in the preparation of this publication. Hopefully, this report will provide useful information as well as a complete directory of mineral-based producers in Malaysia 2016. I also welcome any criticism and suggestion to continually improve and to add value to the publication of the directory.



SHAHAR EFFENDI BIN ABDULLAH AZIZI
Director General
Department of Mineral and Geoscience Malaysia

October 2016

CONTENTS

	Page
PREFACE	i
LIST OF TABLES	iv
LIST OF FIGURES	v
LIST OF ACRONYMS	vi
ACKNOWLEDGEMENTS	vii
1.0 INTRODUCTION	2
2.0 MINERAL-BASED INDUSTRIES IN MALAYSIAN ECONOMY 2016	4
2.1 Trade review	8
3.0 NON-METALLIC MINERAL-BASED SECTOR	11
3.1 Ceramic industry	15
3.2 Glass industry	22
3.3 Cement and concrete industries	29
3.4 Lime and limestone powder industries	34
3.5 Dimension stone industry	38
3.6 Bleaching earth industry	41
3.7 Other non-metallic mineral-based products	44
4.0 METALLIC MINERAL-BASED SECTOR	47
4.1 Iron and steel industries	49
4.2 Aluminium-based industry	54
4.3 Tin-based industry	57
4.4 Copper-based industry	62

	Page
APPENDIX 1: Clay bricks manufacturers, 2016	66
APPENDIX 2: Clay pipe/sewage pipe/drain tile manufacturers, 2016	75
APPENDIX 3: Wall, floor, mosaic and terracotta tiles manufacturers, 2016	76
APPENDIX 4: Roofing tiles manufacturers, 2016	77
APPENDIX 5: Refractory bricks manufacturers, 2016	78
APPENDIX 6: Ceramic tableware and porcelain manufacturers, 2016	79
APPENDIX 7: Sanitaryware manufacturers, 2016	80
APPENDIX 8: Pottery manufacturers, 2016	81
APPENDIX 9: Advanced ceramics and ceramic powder manufacturers, 2016	90
APPENDIX 10: Ceramic formers manufacturers, 2016	90
APPENDIX 11: Glass and glass products manufacturers, 2016	91
APPENDIX 12: Cement and clinker manufacturers, 2016	92
APPENDIX 13: Lime and limestone powder manufacturers, 2016	94
APPENDIX 14: Dimension stone/terrazzo manufacturers, 2016	98
APPENDIX 15: Activated clay/bleaching earth manufacturers, 2016	100
APPENDIX 16: Other industrial mineral-based products manufacturers, 2016	101
APPENDIX 17: Iron and steel products manufacturers, 2016	102
APPENDIX 18: Aluminium-based products manufacturers, 2016	117
APPENDIX 19: Tin-based products manufacturers, 2016	121
APPENDIX 20: Copper-based products manufacturers, 2016	122

LIST OF TABLES

	Page
Table 1: Gross domestic product by kind of economic activity at constant 2010 prices, 2014 – 2016	4
Table 2: The sales value of own manufactured products of selected mineral-based products, 2014 – 2016	6
Table 3: Selected Malaysia's manufacturing production index, 2014 – 2016	7
Table 4: Product components of non-metallic mineral-based industries and number of establishments by states, 2016	13
Table 5: Production value of ceramic product components, 2014 – 2016	16
Table 6: Ceramic product components and number of establishments by states, 2016	17
Table 7: Exports and imports of clay and refractory construction materials, and pottery products, 2014 – 2016	19
Table 8: Glass and glass product components and number of establishments by states, 2016	23
Table 9: Production value of glass and glass product components, 2014 – 2016	24
Table 10: Exports and imports of glass and glassware products, 2014 – 2016	26
Table 11: Cement product components and number of establishments by states, 2016	32
Table 12: Exports and imports of cement and clinker, 2014 – 2016	32
Table 13: Production of lime and limestone powder, 2014 – 2016	35
Table 14: Lime and limestone powder product components and number of establishments by states, 2016	35
Table 15: Exports and imports of lime, 2014 – 2016	36
Table 16: Exports and imports of limestone powder (calcium carbonate), 2014 – 2016	37
Table 17: Dimension stone product components and number of establishments by states, 2016	39
Table 18: Exports and imports of monumental or building stone, 2014 – 2016	39
Table 19: Number of bleaching earth/activated clay establishments by states, 2016	41
Table 20: Exports and imports of bleaching earth/activated clay, 2014 – 2016	42
Table 21: Other non-metallic mineral-based product components and number of establishments by states, 2016	44
Table 22: Categories and types of steel products	51
Table 23: Performance of the iron and steel industry, 2014 – 2016	52
Table 24: Exports and imports of iron and steel products, 2014 – 2016	52
Table 25: Aluminium-based product components and number of establishments by states, 2016	55
Table 26: Exports and imports of aluminium-based products, 2014 – 2016	55
Table 27: Tin-based products components and number of establishments by state, 2016	58
Table 28: Exports and imports of tin-based products, 2014 – 2016	59
Table 29: Copper-based product components and number of establishments by state, 2016	62
Table 30: Exports and imports of copper-based products, 2014 – 2016	63

LIST OF FIGURES

	Page
Figure 1: Approved investment projects in the non-metallic mineral products industry sub-sector, 2016	12
Figure 2: Production value of ceramic product groups, 2014 – 2016	15
Figure 3: Exports of clay and refractory construction materials, and pottery by country, 2014 – 2016	20
Figure 4: Imports of clay and refractory construction materials, and pottery by country, 2014 – 2016	21
Figure 5: Production of flat glass, including wired, coloured or tinted flat glass, 2014 – 2016	23
Figure 6: Production value of the glass and glass product groups, 2014 – 2016	25
Figure 7: Exports of glass and glassware products by country, 2014 – 2016	27
Figure 8: Imports of glass and glassware products by country, 2014 – 2016	28
Figure 9: Cement production (all types), 2014 – 2016	30
Figure 10: Production of ready-mixed concrete, 2014 – 2016	30
Figure 11: Production of precast concrete, cement or artificial stone articles for use in construction, prefabricated structural components for building or civil engineering of cement, concrete or artificial stone, other articles of concrete, cement and plaster, 2014 – 2016	31
Figure 12: Production of cement roofing tiles, 2014 – 2016	31
Figure 13: Exports of cement and clinker, 2014 – 2016	33
Figure 14: Imports of cement and clinker, 2014 – 2016	33
Figure 15: Exports of lime by country, 2014 – 2016	36
Figure 16: Imports of lime by country, 2014 – 2016	37
Figure 17: Exports of monumental or building stone by country, 2014 – 2016	40
Figure 18: Imports of monumental or building stone by country, 2014 – 2016	40
Figure 19: Exports of bleaching earth/activated clay by country, 2014 – 2016	42
Figure 20: Imports of bleaching earth/activated clay by country, 2014 – 2016	43
Figure 21: Exports of iron and steel products by country, 2014 – 2016	53
Figure 22: Imports of iron and steel products by country, 2014 – 2016	53
Figure 23: Exports of aluminium-based products by country, 2014 – 2016	56
Figure 24: Imports of aluminium-based products by country, 2014 – 2016	56
Figure 25: Tin metal consumption by usage, 2016	57
Figure 26: Exports of tin metal, 2014 – 2016	59
Figure 27: Imports of tin metal, 2014 – 2016	60
Figure 28: Exports of tin-based products, 2014 – 2016	60
Figure 29: Imports of tin-based products, 2014 – 2016	61
Figure 30: Exports of copper-based products by country, 2014 – 2016	63
Figure 31: Imports of copper-based products by country, 2014 – 2016	64

LIST OF ACRONYMS

ALCOM	Aluminium Company of Malaysia Berhad	PAT	Profit After Tax
ASEAN	Association of Southeast Asian Nations	PCC	Precipitated Calcium Carbonate
BNM	Bank Negara Malaysia	ROK	Republic of Korea Sdn Bhd
BOF	Blast Oxygen Furnace	SCORE	The Sarawak Corridor of Renewable Energy
DOSM	Department of Statistics Malaysia	WP	Wilayah Persekutuan (Federal Territory)
DDI	Domestic Direct Investment	UAE	United Arab Emirates
E&E	Electrical and Electronics	UK	United Kingdom
EU	European Union	USA	United States of America
EAF	Electric Arc Furnace	Trdg.	Trading
EDM	Electrical Discharge Machining	USD	United States Dollar
FTA	Free Trade Agreement	Bgn.	Bangunan (Building)
FMM	Federation of Malaysian Manufacturers	Bkt.	Bukit (Hill)
GCC	Ground Calcium Carbonate	Bt.	Batu (Mile)
GDP	Gross Domestic Product	Ckt.	Changkat
IBS	Industrialised Building Systems	Co.	Company
ICT	Information Technology	Const.	Construction
ILB	Industry Lead Body	Corp.	Corporation
LNG	Liquefied Natural Gas	d/a	di alamat (care of)
MBAM	Master Builders Association Malaysia	Ent.	Enterprise
MIDA	Malaysia Investment Development Authority	G.	Gunung (Mountain)
MISIF	Malaysian Iron and Steel Industry Federation	Ind./Inds.	Industry/Industries
MITI	Ministry of International Trade and Industry	Jln.	Jalan (Road)
MOF	Ministry of Finance	K.	Kuala (Estuary)
MSC	Malaysia Smelting Corporation Berhad	K.L	Kuala Lumpur
MSG	Malaysian Sheet Glass Berhad	Kaw.	Kawasan (Area)
MSI	Malaysian Steel Institute	Ltd.	Limited
NOSS	National Occupational Skills Standards	na	not available
OPC	Ordinary Portland Cement	n.e.c	not elsewhere classified
		p	preliminary
		RM	Ringgit Malaysia
		Sdn. Bhd.	Sendirian Berhad (Private Limited)
		Sg.	Sungai (River)
		Trdg.	Trading

ACKNOWLEDGEMENTS

Publications, reports and input from the following departments and agencies have contributed to the successful publication of this Review:

1. Bank Negara Malaysia
2. Department of Statistics Malaysia
3. Ministry of Finance
4. Malaysian Chamber of Mines
5. Malaysian Industrial Development Authority
6. Malaysian Iron and Steel Industry Federation
7. Ministry of International Trade and Industry Malaysia
8. Federation of Malaysian Manufacturers



INTRODUCTION

1.0 INTRODUCTION

This annual publication entitled Directory of Mineral-Based Industries in Malaysia 2016 is aimed to provide an appraisal on the performance of the country's selected mineral-based industries. The mineral-based industries reviewed in this publication are broadly classified into two categories, namely the non-metallic sector and metallic mineral-based sector. The non-metallic mineral-based industry is further classified into seven sub-categories, namely the ceramic industry, glass industry, cement and concrete industries, lime and limestone powder industries, dimension stone industry, bleaching earth industry and other non-metallic mineral-based products. Meanwhile, the major metallic mineral-based industry includes four sub-categories, namely iron and steel industry, aluminium-based industry, tin-based industry and copper-based industry.

Statistical data for this review were mainly compiled from the survey carried out by the Department of Mineral and Geoscience Malaysia (JMG) State Offices through questionnaires distribution. Nevertheless, the statistical data provided may not represent the actual performance of the sectors due to poor response from some of the industry players. Thus, information was also complemented by other sources from governmental agencies, product reviews, company reports as well as communications with manufacturers associations. Major sources of agencies were the Department of Statistics Malaysia (DOSM), Malaysian Investment Development Authority (MIDA), Malaysian Iron and Steel Industry Federation (MISIF) and Malaysia Smelting Corporation (MSC).

MINERAL-BASED INDUSTRIES IN MALAYSIAN ECONOMY 2016



2.0 MINERAL-BASED INDUSTRIES IN MALAYSIAN ECONOMY 2016

In 2016, the Malaysian economy recorded a growth of 4.2% (2015: 5.0%) despite considerable external and domestic headwinds. The global economic landscape was challenging given the subdued global demand and low commodity prices. International financial markets were also subjected to heightened uncertainty with significant reversal of capital flows from emerging economies. This was driven by the unexpected political developments in the advanced economies, such as the UK and the US, and the macroeconomic policies adopted by these economies.

Domestically, the economy continued to face headwinds from the higher cost of living amid soft employment conditions. Concurrently, business and consumer sentiments were affected by a confluence of global and domestic factors, including the heightened volatility in financial markets and the significant underperformance of the ringgit. All sectors of the economy recorded a modest expansion during the year. Domestic demand continued to anchor growth, supported mainly by private sector spending. (Annual Report BNM, 2016) (Table 1).

Table 1: Gross domestic product by kind of economic activity at constant 2010 prices, 2014 – 2016

	2014	2015	2016 ^P
	RM million		
Agriculture	93,052	93,143	89,325
Mining and quarrying	90,841	95,134	97,669
Manufacturing	232,790	244,205	254,951
Construction	43,115	46,634	50,091
Services	541,070	568,892	600,834
Plus: Import duties	11,639	13,797	14,985
Real GDP at purchasers' prices¹	1,012,506	1,062,805	1,107,855
	Annual change (%)		
Agriculture	2.1	1.2	-5.1
Mining and quarrying	3.5	4.7	2.7
Manufacturing	6.2	4.9	4.4
Construction	11.7	8.2	7.4
Services	6.6	5.1	5.6
Plus: Import duties	10.0	18.5	8.6
Real GDP at purchasers' prices	6.0	5.0	4.2

¹ Numbers may not necessarily add up due to rounding

^P Preliminary

Source: Annual Report BNM, 2016

The manufacturing sector grew by 4.4% in 2016 (2015: 4.9%), supported by continued expansion in both export and domestic-oriented industries. The performance of the export-oriented industries was mainly driven by firm growth of the electronics and electrical (E&E) segment, with semiconductors exports growing strongly in response to the recovery in global demand for semiconductors in the second half of 2016. Growth was further supported by higher production of petrochemical products to meet sustained regional demand. The domestic-oriented industries were weighed down by the weak output of motor vehicles, but strong demand for food-related products and construction-related materials provided support to growth (Annual Report BNM, 2016).

Mineral-based products are significant contributors for other economic activities particularly in manufacturing, construction and agriculture sectors. More than half of the mineral-based products produced are construction-related materials such as cements, bricks, roofing/floor/wall tiles, flat glass, clay pipes, dimension stones, steel gates, metal cables, metal windows frames, etc.

In 2016 was marked by a slowing property and construction market and this was reflected in the mineral-based industry in Malaysia. Demand for the mineral-based industry remains healthy despite a drop in demand for some mineral-based groups supported by the building and construction sectors and the continued implementation of infrastructure in Malaysia. During the year, mineral-based industries are facing uncertain volatile fuel prices, weak global sentiment and underperformance of ringgit exerted further pressure on local market conditions. Concurrently, the increase of market capacity of some products in the Peninsular resulted

in further price pressures and intensifying competition.

The overall production value of selected manufactured mineral-based products in 2016 recorded further increase of 4.9% to RM70.21 billion compared with RM66.96 billion in the previous year. The metallic mineral-based products increased slightly by 5.7% to RM45.15 billion (2015: RM42.72 billion); while the non-metallic mineral-based products increased by 3.4% to RM25.06 billion (2015: RM24.24 billion). Share of the total output value of manufacturing of the non-metallic and metallic mineral-based products remained at 36% and 64% (Monthly Manufacturing Statistics, January 2016, DOSM) (Table 2).

According to the MOF, value added of the manufacturing sector grew 4.3% during the first six months of 2016 (January-June 2015: 4.9%) while output increased 4% mainly supported by export-oriented industries (January – July 2015: 4.8%). Higher production of E&E and resource-based products contributed significantly to the export-oriented industries, which grew 4.2% (January – July 2015: 5.3%). Meanwhile, growth of the domestic-oriented industries was sustained at 3.3% supported by steady construction activity and consumer spending. Output of construction-related materials continued to increase 4.8% (January – July 2015: 4.5%) mainly supported by higher production of non-metallic minerals and basic metals as well as fabricated metal products, which grew 6.3%, 2.1% and 5.6%, respectively (January – July 2015: 7.2%; 2.5%; 3.6%). Production increased significantly by 21.9%, 24.7% and 8.3%, respectively (January – July 2015: 1.1%; 16.4%; 0.2%). Growth of the subsector was attributed to higher demand from civil engineering and residential subsector. (Economic Performance and Prospect MOF, 2016/2017).

Table 2: The sales value of own manufactured products of selected mineral-based products, 2014 – 2016

Industry (Industry code)	RM million		
	2014	2015	2016 ^p
Manufacture of non-metallic mineral-based products			
Manufacture of flat glass, including wired, coloured or tinted flat glass; manufacture of other glass products (23101, 23109)	3,217.45	3,586.25	4,509.01
Manufacture of other porcelain and ceramic products (23930)	430.93	452.36	437.38
Manufacture of refractory mortars and concretes; manufacture of non-refractory ceramic (23911, 23921)	1,962.55	2,173.45	1,884.08
Manufacture of hydraulic cement (23941)	6,015.29	6,333.68	6,426.83
Manufacture of ready-mix and dry-mix concrete and mortars (23951)	3,032.64	3,163.84	3,236.77
Manufacture of precast concrete, cement or artificial stone articles for use in construction; manufacture of prefabricated structural components for building or civil engineering of cement, concrete or artificial stone; manufacture of other articles of concrete, cement and plaster (23952, 23953, 23959)	2,139.58	2,196.50	2,605.31
Manufacture of other non-metallic mineral products (23990)	1,518.18	1,531.50	1,594.88
Manufacture of fertilizers; manufacture of associated nitrogen products (20121, 20129)	3,704.72	4,805.55	4,364.45
Subtotal	22,021.34	24,243.13	25,058.71
Manufacture of metallic mineral-based products			
Production of pig iron and spiegeleisen in pigs, blocks or other primary forms; production of bars and rods of stainless steel or other alloy steel; manufacture of seamless tubes, by hot rolling, hot extrusion or hot drawing, or by cold drawing or cold rolling; manufacture of other basic iron and steel products (24101, 24102, 24103, 24109)	21,765.98	21,501.04	21,249.70
Production of aluminium from alumina and other basic precious and other non-ferrous metal n.e.c (24202, 24209)	7,592.75	8,668.36	10,355.37
Manufacture of metal doors, windows and their frames, shutters and gates; manufacture of other structural metal products (25113, 25119)	1,892.11	2,244.86	2,934.58
Manufacture of tanks, reservoirs and containers of metal (25120)	969.25	1,055.24	1,395.43
Manufacture of tins and cans for food products, collapsible tubes and boxes (25991)	2,219.85	1,952.18	2,152.96
Manufacture of metal cable, plaited bands and similar articles; manufacture of bolts, screws, nuts and similar threaded products (25992, 25993)	3,797.79	3,482.08	3,353.78
Manufacture of metal household articles (25994)	1,049.25	881.21	698.23
Manufacture of any other fabricated metal products (25999)	2,227.75	2,932.91	3,008.79
Subtotal	41,514.73	42,717.88	45,148.84
TOTAL	63,536.07	66,961.01	70,207.55

Source: Monthly Manufacturing Statistics DOSM, 2016

Table 3: Selected Malaysia's manufacturing production index, 2015 – 2016

Indicator	Change (%)		Share to total (%)	
	2015	2016	2015	2016
Manufacturing production index, January – July (2010 = 100)				
• Non-metallic minerals and other related products	7.2	6.3	4.2	4.3
• Fabricated metal products	3.6	5.6	4.1	4.2
• Basic metals	2.5	2.1	3.3	3.3
Manufacturing Output: Construction-related Material January – July (2010 = 100)				
Total construction-related materials	4.5	4.8	11.7	11.8
Of which				
• Glass and glass products	1.1	21.9	0.8	0.9
• Non-metallic minerals products n.e.c	8.7	2.8	3.4	3.4
• Structural metal products, tanks, reservoirs and steam generators	-3.3	5.0	1.5	1.5
• Other fabricated metal products, metal working service activities	7.7	5.9	2.7	2.7
• Basic iron and steel	3.1	-2.0	2.3	2.2
• Basic precious and other non-ferrous metals	1.2	11.1	1.0	1.1

Note: Total may not add up due to rounding

Source: Economic Performance and Prospect MOF, 2016/2017

2.1 TRADE REVIEW

Malaysia's trade in 2016 remained resilient despite the uncertainties in the global environment. Total trade grew by 1.5% to reach RM1.485 trillion, compared to RM1.463 trillion in the previous year. The increase was contributed by higher trade with China, which expanded by RM10.09 billion, the United States of America (USA) (RM6.87 billion), Republic of Korea (RM3.56 billion), Taiwan (RM3.29 billion) and Saudi Arabia (RM3.04 billion).

The country's total exports in 2016 as reported by MITI grew by 1.1% to RM785.93 billion from RM779.95 billion in the previous year. The main contributors to better exports performance in 2016 were expansion of manufactured and agricultural exports by 3.2% and 4.7%, continued growth in export of E&E, rising export to ASEAN countries by 5.4% (significant growth to Singapore, Lao PDR, Myanmar, Vietnam and Philippines), higher export to Free Trade Agreement (FTA) partners, robust export growth to advanced countries (particular, the USA and Euro zone notably Germany, Belgium, Italy and Hungary) and greater demand from emerging markets such as Mexico and South Asia countries.

Exports of manufactured goods grew by 3.2% or RM20.24 billion to RM645.67 billion. Manufactured exports accounted for a larger share of total exports at 82.2% compared to 80.5% in 2015. Exports of E&E products rose by 3.5% to RM287.72 billion, accounting for 36.6% of total exports. Other manufactured products that contributed to the growth in exports for 2016 were chemicals and chemical

products, optical and scientific equipment, processed food, machinery, equipment and parts, transport equipment, textiles, apparels and footwear.

ASEAN remained as the leading regional trading partner and export destination for Malaysia. Exports to ASEAN increased by 5.4% to RM230.93 billion with share of Malaysia's total exports to the ASEAN expanded from 28.2% in year 2015 to 29.4% in 2016.

China was as Malaysia's largest trading partner for the 8th consecutive year since 2009. However, exports to China declined by 2.9% to RM98.56 billion attributable to lower exports for commodities and manufactured goods particularly, LNG, natural rubber, palm oil and palm-based agriculture products, petroleum products, manufactures of metal as well as E&E products. However, exports of chemicals and chemical products, optical and scientific equipment, processed food, transport equipment and wood products registered increases. Other Malaysia major export destinations which registered over RM1 billion include Singapore, USA, Japan, Thailand, Hong Kong, India, Australia, Republic of Korea and Indonesia.

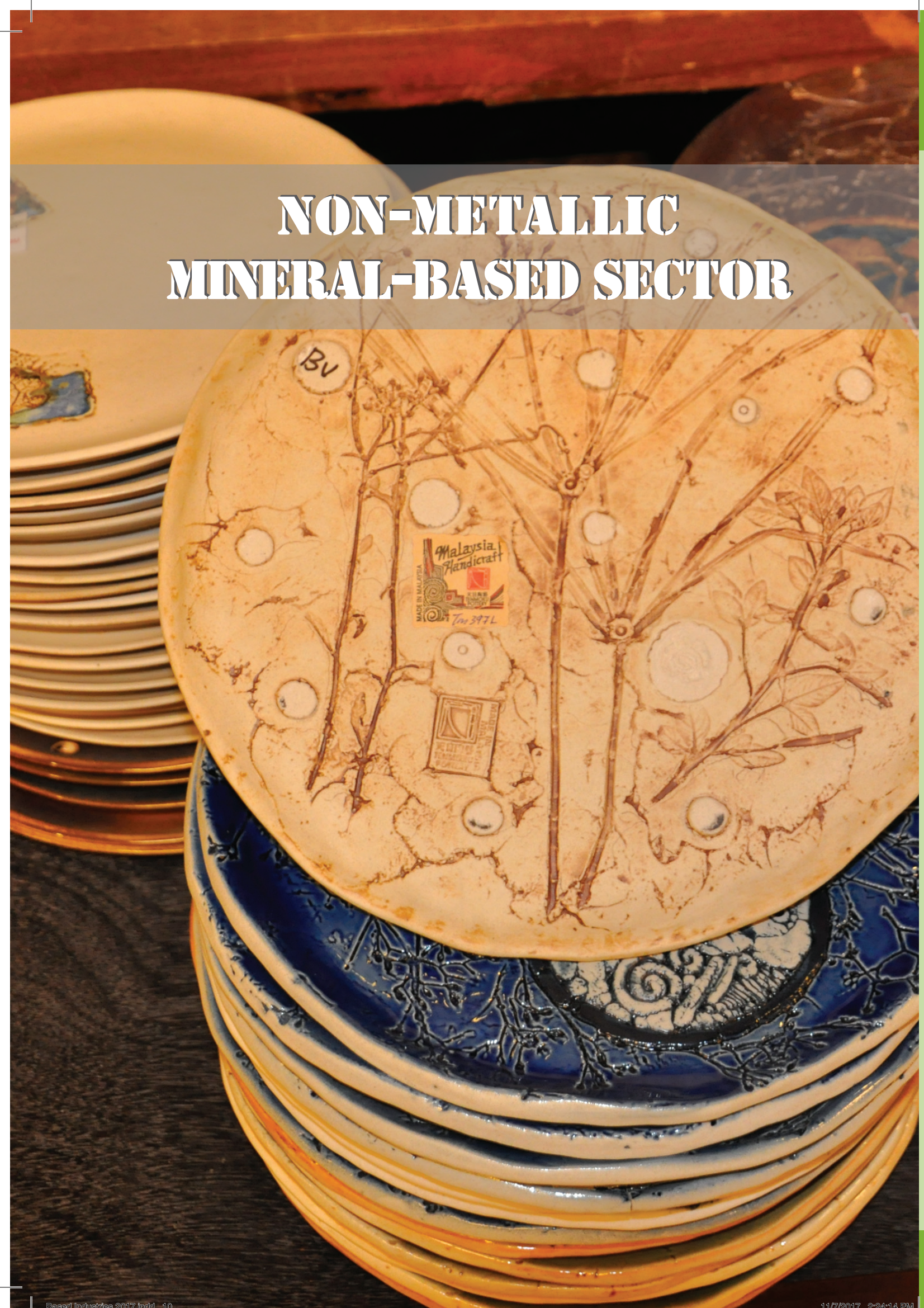
In 2016, imports increased by 1.9% to RM698.66 billion from RM685.65 billion in the previous year, driven by higher imports of capital and consumption goods. Imports of manufactured goods, accounted for 88.2% of Malaysia's total imports. Major imports of manufactured goods in 2016 were E&E products, chemicals and chemical products

and machinery, equipment and parts. Import from ASEAN countries contracted by 5.7% to RM171.73 billion or 24.6% share to Malaysia's total imports. Meanwhile, China remained Malaysia's largest import source followed by, Singapore, Japan, the USA and Thailand. These countries accounted for 53.1% of total imports.

Malaysia's total trade of mineral-based products experienced a downturn from RM88.78 billion in 2015 to RM88.15 billion in 2016. Total exports value for mineral-based products increased slightly by 5.5% to RM32.99 billion from RM31.28 billion in 2015. Whilst, total imports value for mineral-based products decreased by 4.1% to RM55.15 billion from RM57.50 billion in the previous year.

Exports of metallic mineral-based products increased by 6.1% to RM30.29 billion from RM28.53 billion in 2015 while imports also decreased by 4.3% to RM50.74 billion from RM53.04 billion. Meanwhile, exports of non-metallic mineral-based products recorded further contracted in 2016 by 1.4% to RM2.71 billion from RM2.75 billion in the previous year. Similarly, imports of non-metallic mineral-based products showed a decline of 1.0% to RM4.41 billion from RM4.46 billion in 2015. Malaysia's major export market of mineral-based products included India, China, Japan, Republic of Korea and Singapore while the major import sources were from China, Japan, UAE, Republic of Korea and Switzerland.

NON-METALLIC MINERAL-BASED SECTOR



3.0 NON-METALLIC MINERAL-BASED SECTOR

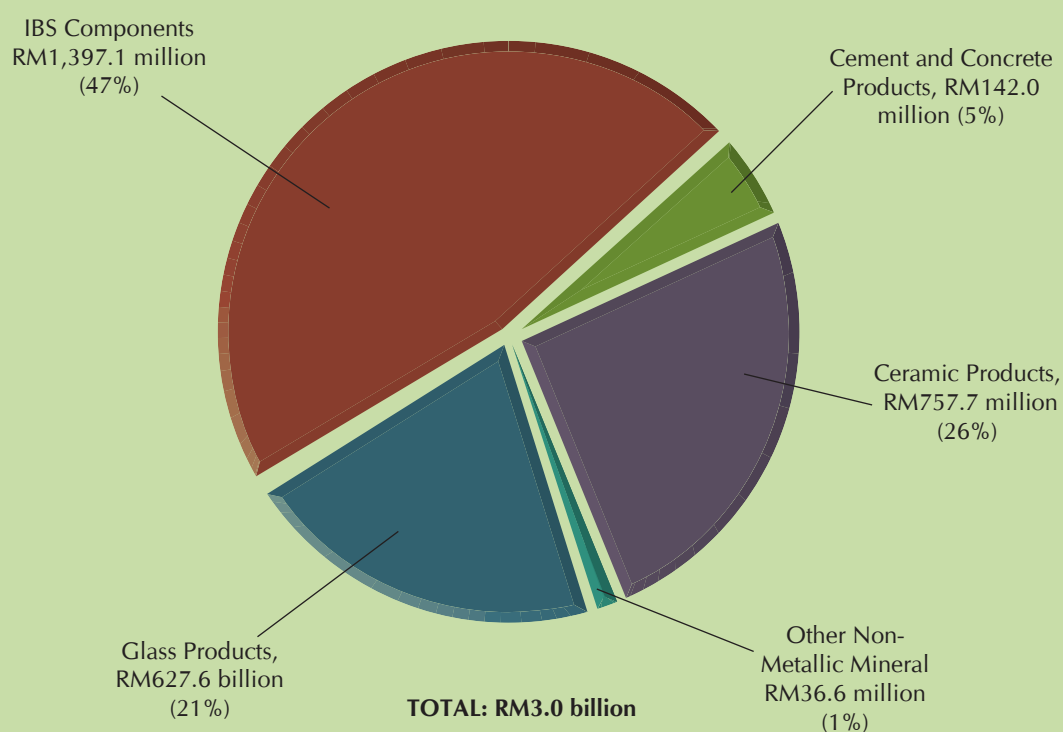
The non-metallic mineral-based industry is reviewed according to their sub-categories which include:

- i. Ceramic industry
- ii. Glass industry
- iii. Cement and concrete industries
- iv. Lime and limestone powder industries
- v. Dimension stone industry
- vi. Bleaching earth industry
- vii. Other non-metallic mineral-based products

The total sales value of own manufactured of selected non-metallic mineral-based products in 2016 was RM25.06 billion, rose 3.36% from RM24.24 billion in 2015. Five from eight sub-sector of the non-metallic mineral-based industries have shown positive growth. Five largest contributors of the non-metallic mineral-based industries were dominated by manufacture of hydraulic cement increased 1.5% from RM6.33 billion to RM6.43 billion; manufacture of flat glass including wired, coloured or tinted flat glass and manufacture of other glass products increased 25.7% from RM3.59 billion to RM4.51 billion; manufacture of fertilizer and associated nitrogen products decreased 9.2% from RM4.81 billion to RM4.36 billion; manufacture of ready-mix and dry-mix concrete and mortars increased 2.31% from RM3.16 billion to RM3.24 billion and manufacture of precast concrete,

cement or artificial stone articles for use in construction, manufacture of prefabricated structural components for building or civil engineering of cement, concrete or artificial stone, manufacture of other articles of concrete, cement and plaster increased 18.6% from RM2.20 billion to RM2.61 billion (Table 2) (Monthly Manufacturing Statistics DOSM, 2016).

The non-metallic mineral products industry comprises ceramics and clay-based products, cement and concrete products, glass products, other non-metallic mineral products such as quicklime, barytes, marble and granite, and Industrialised Building System (IBS) components. In 2016, a total of 34 non-metallic mineral projects with total investments of RM3 billion were approved in 2016. Of these, 16 were new projects valued at RM2.3 billion in investments while the remaining 18 were expansion/diversification projects amounting to RM0.7 billion. Domestic investments totalled RM1.1 billion (35.9%) and foreign investments amounted to RM1.9 billion (64.1%). Of the above projects and investments, 11 projects were for IBS components, 10 for ceramic and clay-based products, seven for glass products, three for concrete products and another three were for other non-metallic products (Figure 1) (Malaysia Investment Performance Report 2016, MIDA).



Source: Malaysia Investment Performance Report 2016, MIDA

Figure 1: Approved investment projects in the non-metallic mineral products industry by sub-sector in 2016

Some of the data and figures presented here may not be equivalent with those published by the related agencies as these were collected

and compiled from surveys conducted by the JMG. Types of industrial mineral-based industries and number of establishments are shown in Table 4.

Table 4: Product components of non-metallic mineral-based industries and number of establishments by states, 2016

Products Group	Product Component	Number of Establishments														
		Selangor	WP Kuala Lumpur	Perak	Kedah	Perlis	Pulau Pinang	Kelantan	Terengganu	Pahang	Johor	Negeri Sembilan	Melaka	Sarawak	Sabah	Total
Structural clay products	Clay bricks	10	-	8	5	-	2	11	6	10	27	9	1	36	8	133
	Clay pipes/sewage pipes/drain tiles	1	-	13	-	-	-	-	-	-	2	-	-	-	-	16
	Wall/floor/mosaic & terracotta tiles	3	-	-	-	-	-	-	-	-	5	2	-	2	-	12
	Clay roofing tiles	2	-	-	-	-	-	*1	-	-	2	-	-	1	-	6
	Refractory bricks	*1	-	2	-	-	-	-	-	-	-	-	-	-	-	3
Household ceramic products	Ceramic tableware/porcelain	3	-	4	1	-	-	-	-	-	2	-	-	1	-	11
	Sanitary ware	1	-	1	-	-	-	-	-	-	2	-	-	1	-	5
Pottery products	Flower pot	-	-	25	-	-	-	-	-	-	-	-	-	1	2	28
	Cooking pot	-	-	3	-	-	-	-	-	-	-	-	-	-	-	3
	Stove	-	-	3	-	-	-	-	-	-	-	-	-	-	-	3
	Decorative ware	5	-	117	-	-	-	2	-	1	4	-	-	4	2	135
	Others	-	-	2	-	-	-	-	-	-	-	-	-	-	-	2
Advanced ceramic component	Electronic component products	-	-	-	-	-	-	-	-	-	-	-	1	-	-	1
	Ceramic powder	1	-	-	-	-	-	-	-	-	-	-	-	-	-	1
	Ceramic fibre/ceramic insulators	1	-	-	-	-	-	-	-	-	1	-	-	-	-	2
Formers	Ceramic formers	4	-	-	-	-	-	-	-	-	-	1	-	-	-	5
Construction related glass products	Flat glass	-	-	-	-	-	-	-	-	-	1	-	-	-	-	1
Advanced and specialty glass products	Optical & pharmaceutical glass	-	-	-	-	-	1	-	-	-	-	-	1	-	-	2
Industrial glass products	Fibreglass & fibreglass products	*1	-	2	-	-	2	-	-	-	-	-	-	-	-	5
	Funnel and panel	-	-	-	-	-	-	-	-	-	-	-	-	-	-	-
	Glass tubes	*1	-	-	-	-	-	-	-	-	-	-	-	-	-	1
	Cullet	-	-	-	-	-	-	-	-	-	1	-	-	-	-	1

Source: JMG

Table 4: Product components of non-metallic mineral-based industries and number of establishments by states, 2016 (cont.)

Products Group	Product Component	Number of Establishments														Total
		Selangor	WP Kuala Lumpur	Perak	Kedah	Perlis	Pulau Pinang	Kelantan	Terengganu	Pahang	Johor	Negeri Sembilan	Melaka	Sarawak	Sabah	
Household glass products	Glass tableware	-	-	-	-	-	-	-	-	-	-	1	-	-	-	1
	Glass bottles & containers	1	-	-	-	-	-	-	-	-	1	-	-	-	-	2
	Microwave oven/ turntable	*1	-	-	-	-	-	-	-	-	-	-	-	-	-	*1
Cement	Cement	2	-	5	1	1	-	-	-	1	3	1	-	3	1	18
	Clinker	1	-	5	1	1	-	-	-	1	-	1	-	1	-	11
Lime	Quicklime	-	-	3	-	-	-	-	-	-	-	-	-	-	-	3
	Hydrated lime	1	-	2	-	-	-	-	-	-	1	-	-	1	-	5
	Quicklime/ hydrated lime	2	-	3	1	-	-	-	1	-	-	-	-	-	-	7
Limestone powder	PCC/GCC	-	-	27	1	-	-	-	1	-	-	-	-	1	2	32
	Dolomite powder	-	-	4	-	4	-	-	-	-	-	-	-	-	-	8
Dimension stone	Granite/marble slabs	4	-	10	-	-	-	-	1	-	2	-	1	-	-	18
	Marble slabs & furniture	-	-	3	-	-	-	1	-	-	-	-	-	-	-	4
	Terrazzo/terrazzo chips	-	1	9	-	-	-	-	-	-	-	-	-	-	-	10
Bleaching earth/ activated clay	Bleaching earth	1	-	1	-	-	-	-	-	-	1	-	-	-	1	4
Other industrial mineral-based products	Sodium silicate	-	-	-	-	-	-	-	-	1	2	-	-	-	-	3
	Rockwool	1	-	-	-	-	-	-	-	-	-	-	1	-	-	2
	Titanium dioxide	-	-	-	-	-	-	-	1	-	-	-	-	-	-	1
	Pyrophyllite	-	-	1	-	-	-	-	-	-	-	-	-	-	-	1
	Acetylene	-	-	1	-	-	-	-	-	-	-	-	-	-	-	1
	Calcium carbide	-	-	1	-	-	-	-	-	-	-	-	-	-	-	1
	Vinyl flooring	-	-	-	-	1	-	-	-	-	-	-	-	-	-	1
	Zirconium silicate	-	-	-	-	-	-	-	-	-	-	1	-	-	-	1
	Refractory mortar	-	-	2	-	-	-	-	-	-	-	-	-	-	-	2
	Cement fibre	-	-	2	-	-	-	-	-	-	-	-	-	-	-	2
	Calcium silicate brick	-	-	1	-	-	-	-	-	-	-	-	-	-	-	1
	Clay powder	-	-	1	-	-	-	-	-	-	-	-	-	-	-	1
	Total	48	1	261	10	7	5	15	10	15	57	15	5	52	16	517

Note: * same manufacturer

Source: JMG

3.1 CERAMIC INDUSTRY

MALAYSIAN CERAMIC INDUSTRY REVIEW

Malaysia's ceramic industry is very closely associated with the construction sector as structural clay products consisting of clay bricks, clay roofing tiles, wall and floor tiles, clay pipes and refractory bricks are widely used in the building industry. In 2016, the demand of ceramic products showed a reduction corresponding to the moderate growth of 7.4% in construction industry (GDP by sector) compared to 8.2% in 2015.

The ceramic industry comprises a variety of products ranging from low-grade items

such as brick and stove/flower pot to high technologically produced items such as advanced ceramic materials. The products are categorised into five groups:

- i. Structural clay products
- ii. Household ceramics
- iii. Pottery products
- iv. Advanced ceramic components
- v. Formers

Performance of Malaysian ceramic industry in year 2016 registered a decrease of 12.9% in production value from RM3,274.86 million in 2015 to RM2,851.52 million (Figure 2 and Table 5).

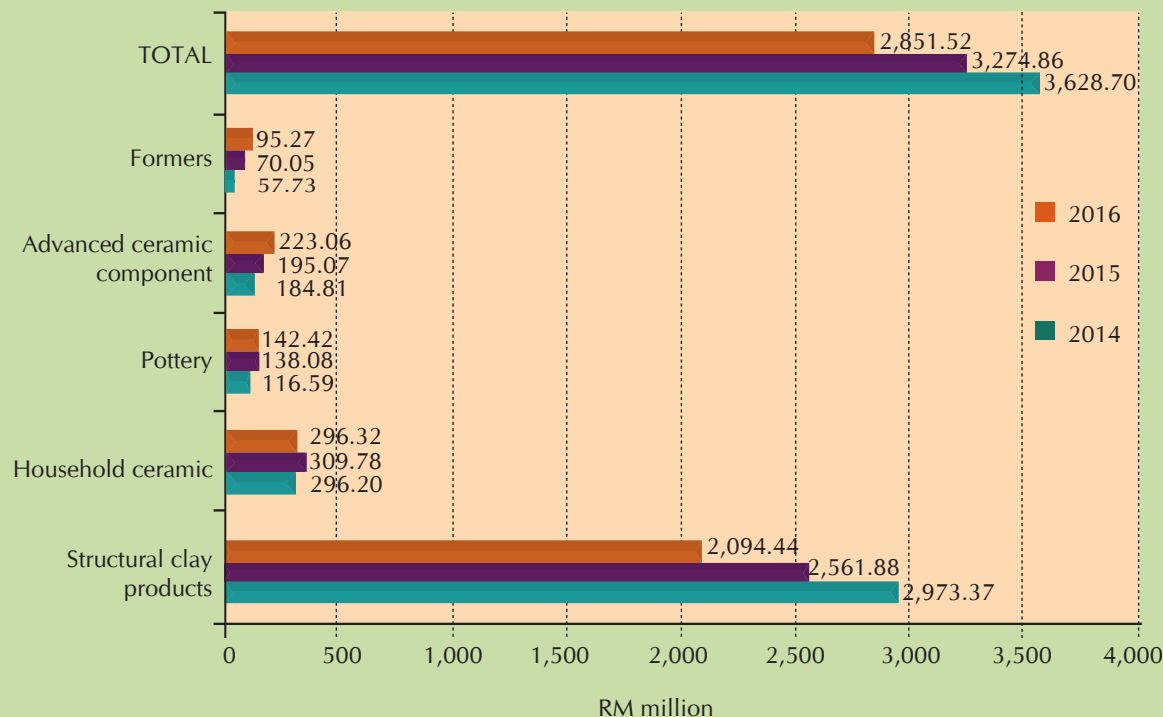


Figure 2: Production value of ceramic product groups, 2014 – 2016

Table 5: Production value of ceramic products components, 2014 – 2016

Products Group	Product Component	2014	2015	2016
		RM million		
Structural clay products	Clay brick	657.68	582.24	554.83
	Clay pipes/sewage pipes/drain tiles	99.35	68.02	81.70
	Wall, floor, mosaic & terracotta tiles	1,937.12	1,709.79	1,436.69
	Clay roofing tiles	207.45	156.73	283.35
	Refractory bricks	71.77	45.09	48.66
	Subtotal	2,973.37	2,561.88	2,094.44
Household ceramic products	Ceramic tableware/porcelain	101.02	96.77	84.48
	Sanitaryware	195.18	213.01	211.85
	Subtotal	296.20	309.78	296.32
Pottery products	Flower pot/decorative ware	115.68	137.19	141.98
	Cooking pot/stove	0.39	0.40	0.43
	Not classified	0.52	0.50	0.01
	Subtotal	116.59	138.08	142.42
Advanced ceramic component	Electronic component products	156.71	167.39	178.19
	Ceramic fibre/ceramic insulators	14.60	14.18	27.59
	Ceramic powder	13.50	13.50	17.28
	Subtotal	184.81	195.07	223.06
Formers	Ceramic formers	57.73	70.05	95.27
	Subtotal	57.73	70.05	95.27
	Total	3,628.70	3,274.86	2,851.52

Source: JMG

Tiles including wall, floor, mosaic and terracotta contributed the highest value of 50.4% of the overall total production value of ceramic industry despite registering a decline of 16.0% in its production value amounting RM1,436.69 million from RM1,709.79 million of the previous year. Clay bricks followed by clay roofing tile, sanitaryware and electronic component products contributed the next highest production values in the Malaysian ceramic industry.

Another contributor in ceramic industry in 2016 was the advanced ceramic products. The advanced ceramic was highly used in the electronic components and electrical equipment industries and it will continue to penetrate applications such as capacitors, cutting tools, orthopedic joint implants and membranes. The Electrical and Electronics (E&E) products industry has always been a prime mover in the Malaysian economy over the past few decades as it has been proven by being the country's largest export earner in

2016. Exports of E&E products rose by 3.5% to RM287.7 billion and accounted for 36.6% of the total value of manufacturing goods exported in 2016.

The number of ceramic factories throughout the country in 2016 rebounded to 366 from

337 in the previous year owing to the increase of pottery producers mainly in Perak. Table 6 shows the ceramic product components and the number of manufacturers in Malaysia by states. The actual number in the market is most likely to be much higher. Lists of ceramic producers are shown in Appendices 1 – 10.

Table 6: Ceramic product components and number of establishments by states, 2016

Products Group	Product Component	Number of Establishments														Total
		Selangor	WP Kuala Lumpur	Perak	Kedah	Perlis	Pulau Pinang	Kelantan	Terengganu	Pahang	Johor	Negeri Sembilan	Melaka	Sarawak	Sabah	
Structural clay products	Clay bricks	10	-	8	5	-	2	11	6	10	27	9	1	36	8	133
	Clay pipes/sewage pipes/drain tiles	1	-	13	-	-	-	-	-	-	2	-	-	-	-	16
	Wall, floor, mosaic & terracotta tiles	3	-	-	-	-	-	-	-	-	5	2	-	2	-	12
	Clay roofing tiles	2	-	-	-	-	-	*1	-	-	2	-	-	1	-	6
	Refractory bricks	*1	-	2	-	-	-	-	-	-	-	-	-	-	-	3
Household ceramic products	Ceramic tableware/porcelain	3	-	4	1	-	-	-	-	-	2	-	-	1	-	11
	Sanitaryware	1	-	1	-	-	-	-	-	-	2	-	-	1	-	5
Pottery products	Flower pot	-	-	25	-	-	-	-	-	-	-	-	-	1	2	28
	Cooking pot	-	-	3	-	-	-	-	-	-	-	-	-	-	-	3
	Stove	-	-	3	-	-	-	-	-	-	-	-	-	-	-	3
	Decorative ware	5	-	117	-	-	-	2	-	1	4	-	-	4	2	135
	Others	-	-	2	-	-	-	-	-	-	-	-	-	-	-	2
Advanced ceramic component	Electronic component products	-	-	-	-	-	-	-	-	-	-	-	1	-	-	1
	Ceramic powder	1	-	-	-	-	-	-	-	-	-	-	-	-	-	1
	Ceramic fibre/ceramic insulators	1	-	-	-	-	-	-	-	-	1	-	-	-	-	2
Formers	Ceramic formers	4	-	-	-	-	-	-	-	-	-	1	-	-	-	5
	Total	32	-	178	6	-	2	14	6	11	45	12	2	46	12	366

* Also produced clay bricks

Source: JMG

In 2016, the structural clay products were the largest contributor in terms of value (73.5%) to the Malaysian ceramic industry notwithstanding decreased by 18.2% to RM2,094.44 million compared to RM2,561.88 million in 2015. The moderate growth in the construction sector as well as the lack of raw materials, competition with concrete and sand based products were the reasons for the decline in the production of structural clay products.

The structural clay product components were clay bricks, wall and floor tiles, clay pipes, clay roofing tiles and refractory bricks. Clay bricks production value decreased slightly by 4.7% to RM554.83 million from RM582.24 million in the previous year as eight out of 141 clay brick producers were no longer active in 2016. Meanwhile, clay pipes products showed a 20.1% increment in production value from RM68.02 million in the previous year to RM81.7 million in 2016 following to figures obtained from Johor, Selangor and Perak. The production value of clay roofing tiles increased tremendously by 80.8% to RM283.35 million from RM156.73 million in the previous year due to the upsurge in products prices especially in Johor. Refractory bricks also increased its production value by 7.9% to RM48.66 million from RM45.09.

The pottery product group includes flower and cooking pots, decorative ware, stoves, artworks, vases and other simple household items. Pottery production value increased slightly by 3.1% to RM142.42 million from RM138.08 million in the previous year, albeit closure of 12 pottery producers which consist of flower pot producers (9), cooking (1) stove (1) and others (1). The increment in the pottery

production value in 2016 was due to higher demand for decorative ware products in the states of Selangor, Perak, Kelantan, Pahang, Sarawak and Sabah.

Meanwhile, the production value of household ceramic products which consist of tableware/porcelain and sanitaryware showed a decrease of 4.3% in 2016 from RM309.78 million in the previous year to RM296.32 million. Sanitaryware products contributed 71.5% of the total production value of household ceramic products and showed a slight decline of 0.5% in its production value in 2016. Whilst, production value of tableware/porcelain products decreased by 12.7% to RM84.48 million from RM96.77 million in 2015. Lately, consumer have been turning to economic, disposable, biodegradable and eco-friendly tableware products such as plastic, paper, foam and bagasse. A total of 16 producers of household ceramic products were in operation, of which four were located in Selangor, five in Perak, four in Johor, two in Sarawak and one in Kedah.

In 2016, Malaysia has four advanced ceramic manufacturer located in Selangor (2), Johor (1) and Melaka (1). Production value from the electronic components, ceramic fibre and insulators as well as ceramic powder increased by 14.4% to RM223.06 million from RM195.07 million in 2015. The increment of production value of advanced ceramic products was in tandem with continued growth for E&E exports driven by strong global demand for electronic devices in 2016.

The ceramic formers are used in the manufacture of rubber gloves industry for home use, surgery, laboratory, and

industrial. During the year, Malaysian formers production value was increased by 36.0% from RM70.05 million in the previous year to RM95.27 million. There were five formers manufacturers in the country, four in Selangor and one in Negeri Sembilan.

EXTERNAL TRADE

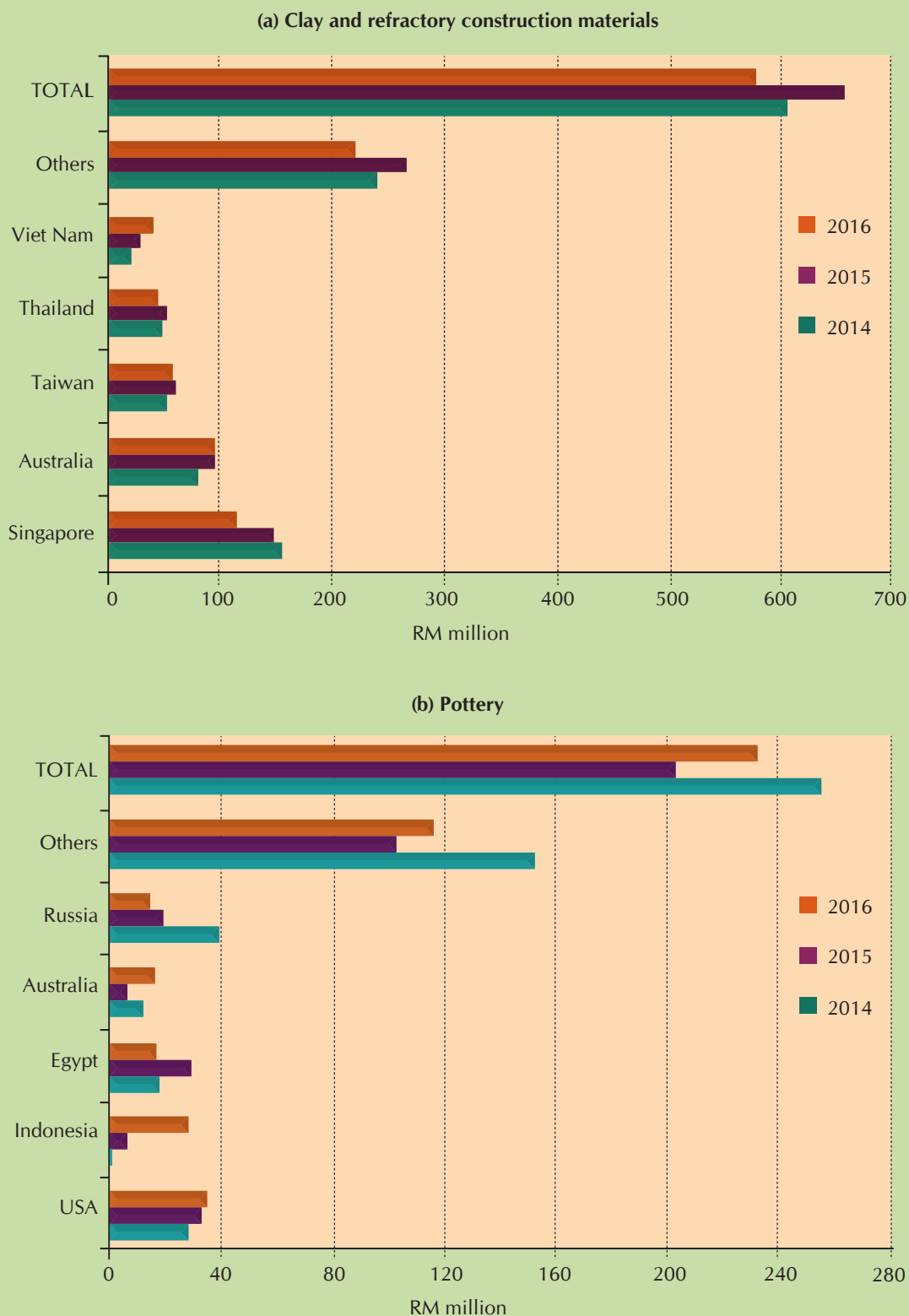
In 2016, Malaysian exports of ceramic products decreased by 5.7% to RM810.98 million from RM860.10 million in the previous year. This was due to a 12% drop in clay and refractory construction materials exports. On the other hand, exports of pottery surged by 14.6% during the year to RM232.99 million from RM203.37 million in 2015. This was due to the increased of pottery export of 4% to USA, 294% to Indonesia and 129% to Australia. The major export destinations of clay and refractory construction materials, and pottery are shown in Figure 3.

Malaysian imports of ceramic products surged by 12.7% from RM954.51 million in 2015 to RM1.08 billion in 2016 (Table 7). Imports of clay and refractory construction materials increased by 9.1% from RM825.74 million in 2015 to RM900.82 million in 2016. Imports of pottery products increased significantly by 36.1% to RM175.32 million from RM128.78 million in the previous year. China remained as the highest import source country for both clay and refractory construction materials, and pottery products (Figure 4). Malaysia also imported clay and refractory construction materials from Indonesia, Viet Nam, Thailand and India. Other major import sources of pottery products included Thailand, Indonesia, Japan and Viet Nam.

Table 7: Exports and imports of clay and refractory construction materials, and pottery products, 2014 – 2016

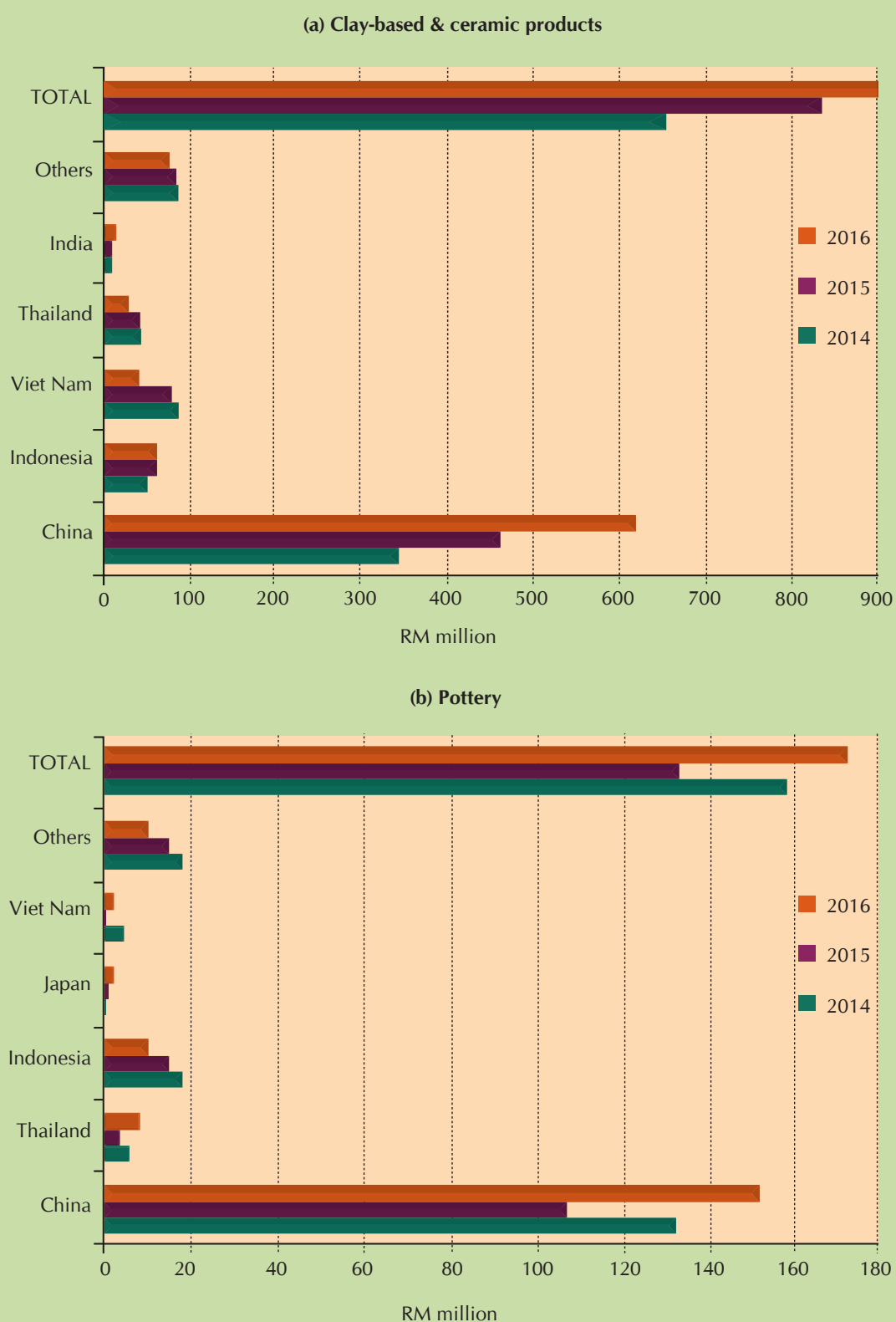
Trade	Commodity	2014	2015	2016 ^p
		RM million		
Export	Clay & refractory construction materials (SITC: 662)	605.91	656.73	577.99
	Pottery (SITC: 666)	255.28	203.37	232.99
	Total	861.20	860.10	810.98
Import	Clay & refractory construction materials (SITC: 662)	627.81	825.74	900.82
	Pottery (SITC: 666)	159.34	128.78	175.32
	Total	787.16	954.51	1,076.14

Source: Final External Trade 2016, DOSM



Source: Final External Trade 2016, DOSM

Figure 3: Exports of clay and refractory construction materials, and pottery products by country, 2014 – 2016



Source: Final External Trade 2016, DOSM

Figure 4: Imports of clay and refractory construction materials, and pottery products by country, 2014 – 2016

3.2 GLASS INDUSTRY

MALAYSIAN GLASS INDUSTRY REVIEW

Malaysian glass demand remained encouraging in 2016. The demand for glassware has shown an upward trend due to the increase in population and income levels. The growing needs for energy efficiency in buildings and green house gas emissions reduction as well as mitigation of the effects of climate change were the reason behind the huge consumption of construction glass. Concurrently, the fiberglass market is experiencing a strong growth due to the increasing applicability in composites and insulation.

Generally, the glass industry in Malaysia is divided into upstream which refers to glass manufacturing, and downstream which involves value adding process to the glass products. The downstream products range from the production of the conventional glass (container glass, automotive glass and glass panel) to high technology glass that is used in the manufacture of hard disc drives, Liquid Crystal Display (LCD) and photovoltaic for solar panel.

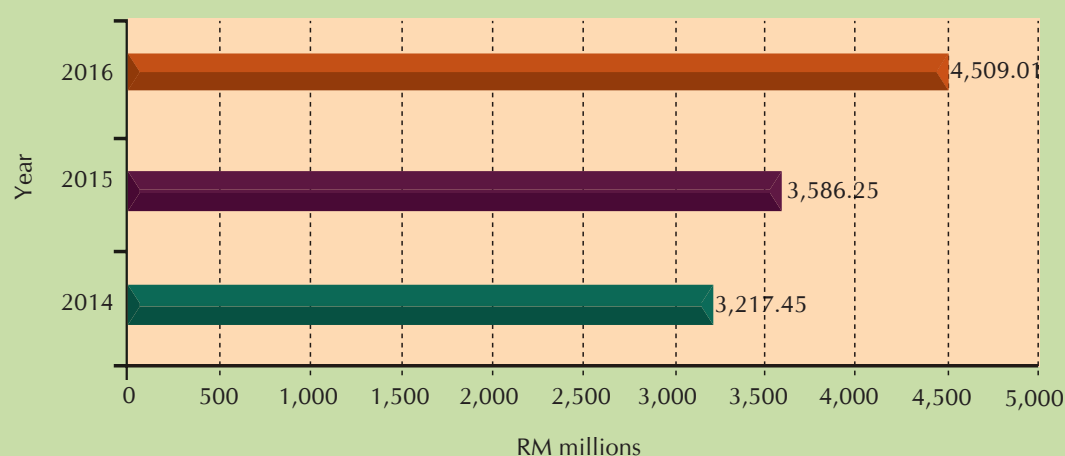
There are four product groups in this industry:

- i. Advanced and specialty glass
- ii. Construction-related glass
- iii. Industrial glass
- iv. Household glass

There were a total of 14 establishments in 2016 and their distributions by states are shown in Table 8.

Malaysian glass and glass products in terms of value increased 25.7% from RM3,586.25 million in the previous year to RM4,509.01 million in 2016 (Figure 5) (DOSM, 2016). Data obtained by JMG showed an increment of 52.33% in terms of value for glass and glass products from RM751.94 million in 2015 to RM1,020.61 in 2016. The lower figures captured by JMG is due to several glass products such as tempered and laminated glass, silicon wafer, silicon filler and silicon rubber were not included in the glass group products because these are secondary products.

Details on glass and glass products manufacturers are listed in Appendix 11.



Source: Monthly Manufacturing Statistics DOSM, 2016

Figure 5: Production of flat glass, including wired, coloured or tinted flat glass, 2014 – 2016

Table 8: Glass and glass product components and number of establishments by states, 2016

Product Group	Component	Number of Establishments														
		Selangor	WP Kuala Lumpur	Perak	Kedah	Perlis	Pulau Pinang	Kelantan	Terengganu	Pahang	Johor	Negeri Sembilan	Melaka	Sarawak	Sabah	Total
Construction-related glass products	Flat glass	-	-	-	-	-	-	-	-	-	1	-	-	-	-	1
Advanced and specialty glass products	Optical & pharmaceutical glass	-	-	-	-	-	1	-	-	-	-	-	1	-	-	2
Industrial glass products	Fibreglass & fibreglass products	*1	-	2	-	-	2	-	-	-	-	-	-	-	-	5
	Funnel and panel	-	-	-	-	-	-	-	-	-	-	-	-	-	-	-
	Glass tubes	*1	-	-	-	-	-	-	-	-	-	-	-	-	-	1
	Cullet	-	-	-	-	-	-	-	-	-	1	-	-	-	-	1
Household glass products	Glass tableware	-	-	-	-	-	-	-	-	-	-	1	-	-	-	1
	Glass bottles & containers	1	-	-	-	-	-	-	-	-	1	-	-	-	-	2
	Microwave oven turntable	*1	-	-	-	-	-	-	-	-	-	-	-	-	-	1
	Total	4	-	2	-	-	3	-	-	-	3	1	1	-	-	14

Note: *same manufacturer

Source: JMG

The industrial glass products were the main contributor to the glass industry in 2016 after experiencing a downturn in 2015 where its production value rebound tremendously by 180.8% from RM167.89 million in 2015 to RM471.37 million in 2016 (Figure 6). The new optical fibre and cable products produced by a company in Penang has boosted production value of the industrial glass products significantly in 2016. This was supported by a growing number of information technology (ICT) devices as well as continuous initiatives to enhance network coverage and communication access. As at End-August 2016, 432 kilometre of fibre optic cables were installed in Peninsular Malaysia to transmit data at a faster rate.

In 2016, production value of the household glass products which was the second largest in the glass industry (32.1%), was mainly contributed by the production of glass bottles and containers. Its production value increased by 14.1% to RM327.95 million compared to RM287.44 million in 2015 was attributed to the increase of production value of glass bottles and container products from Johor. Glass bottles and container products showed an increasing trend of consumption in food packaging, beverages and chemicals as these products have excellent barrier properties, not reacting with other chemicals, having high sterility properties and are reusable. This was in line with the upsurge in the manufacture of soft drinks and other bottled drinks, food

Table 9: Production value of glass and glass product components, 2014 – 2016

Products Group	Product Component	2014	2015	2016
		(RM million)		
Construction-related glass products	Flat glass	146.04	204.84	219.38
	Subtotal	146.04	204.84	219.38
Advanced and specialty glass products	Optical & pharmaceutical glass	2.35	91.77	1.91
	Subtotal	2.35	91.77	1.91
Industrial glass products	Fibreglass & fibreglass products	27.52	164.36	467.67
	Funnel and panel	326.54	-	-
	Glass tubes	na	na	na
	Cullet	15.30	3.53	3.70
	Subtotal	369.36	167.89	471.37
Household glass products	Glass tableware	0.60	0.17	0.51
	Glass bottle & container	151.64	287.27	327.44
	Microwave oven turntable	na	na	na
	Subtotal	152.24	287.44	327.95
	Total	669.99	751.94	1,020.61

Source: JMG, 2016

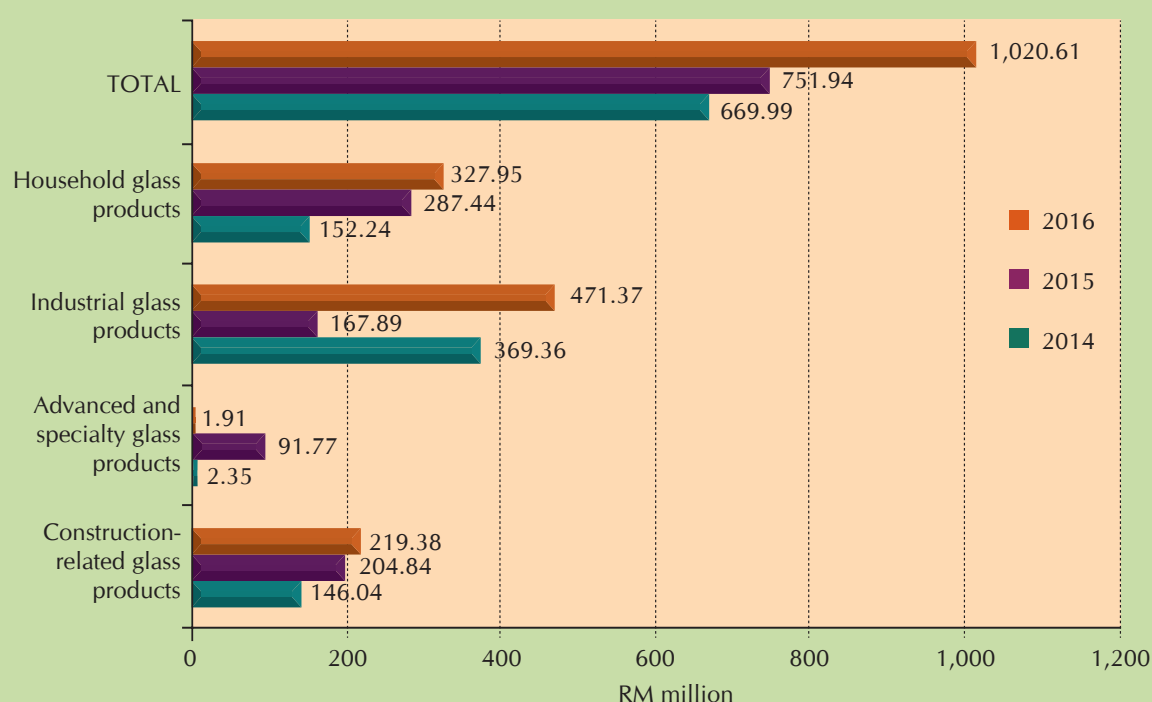


Figure 6: Production value of glass and glass products groups, 2014 – 2016

products as well as sauces and condiments where as reported in Principal Statistics of Manufacturing Industries by DOSM 2016.

Meanwhile, the construction-related glass products group (flat glass was its only component) contributed the third largest production value (21.5%) in the glass industry in 2016. The production of flat glass increased slightly by 7.1% in 2016 to RM219.38 million from RM204.84 million in 2015 (Table 9). The upsurge of production value was in tandem with the increase of production of glass products by 21.9% in the construction-related materials attributed to higher demand from civil engineering and residential subsector as reported in the Economic Performance and Prospect Report, MOF 2016. The higher demand for flat glass in the construction sector was not only due to the changing design trends, but also in environmental protection because of glass ability to absorb natural heat and subsequent light hence reducing carbon

emissions associated with heating and electric power.

On the other hand, the total production of the advanced and specialty glass products in 2016 that was solely from production of optical and pharmaceutical glass, decreased drastically by 97.9% from RM91.77 million in 2015 to RM1.91 million in 2016. The dropped performance was due to a significant decrease in production from Penang and Melaka.

The Government has launched The Sarawak Corridor of Renewable Energy (SCORE) on the 11th February 2008 to accelerate Sarawak economic growth and development. SCORE's major advantage is its abundant energy resources specifically the 20,000MW of hydropower potential, 1.46 billion tonnes of coal and 40.9 trillion cubic feet of natural gas. The core element of the SCORE plan is to allow Sarawak to price its power competitively and attract investments in heavy energy-intensive, one of the growth nodes in SCORE area.

MIDA have been intensely promoting the 10 priority industries under SCORE namely aluminium, glass, oil-based, steel, oil palm, fishing and aquaculture, livestock, timber-based, tourism and marine engineering. To date, SCORE has successfully attracted 21 investment projects worth RM33.50 billion. These projects are expected to generate 17,018 employment opportunities. In tandem with MIDA target under the Phase 1 of SCORE Development Plan, most of these investments are high priority projects such as plants for producing aluminium, ferroalloys and polycrystalline silicon (Malaysia Investment Performance Report MIDA, 2016).

EXTERNAL TRADE

In 2016, the overall trade of glass industry remained about the same as the previous year (Table 10). Total exports of glass and glassware products decreased by 2.4% from

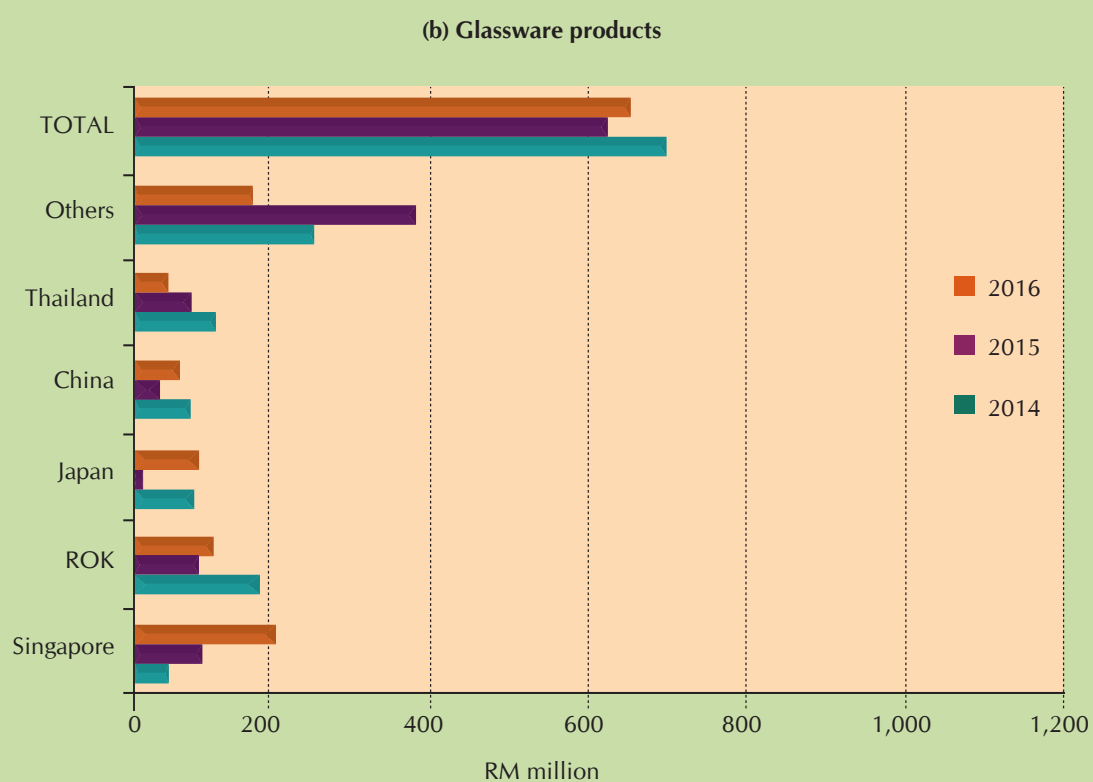
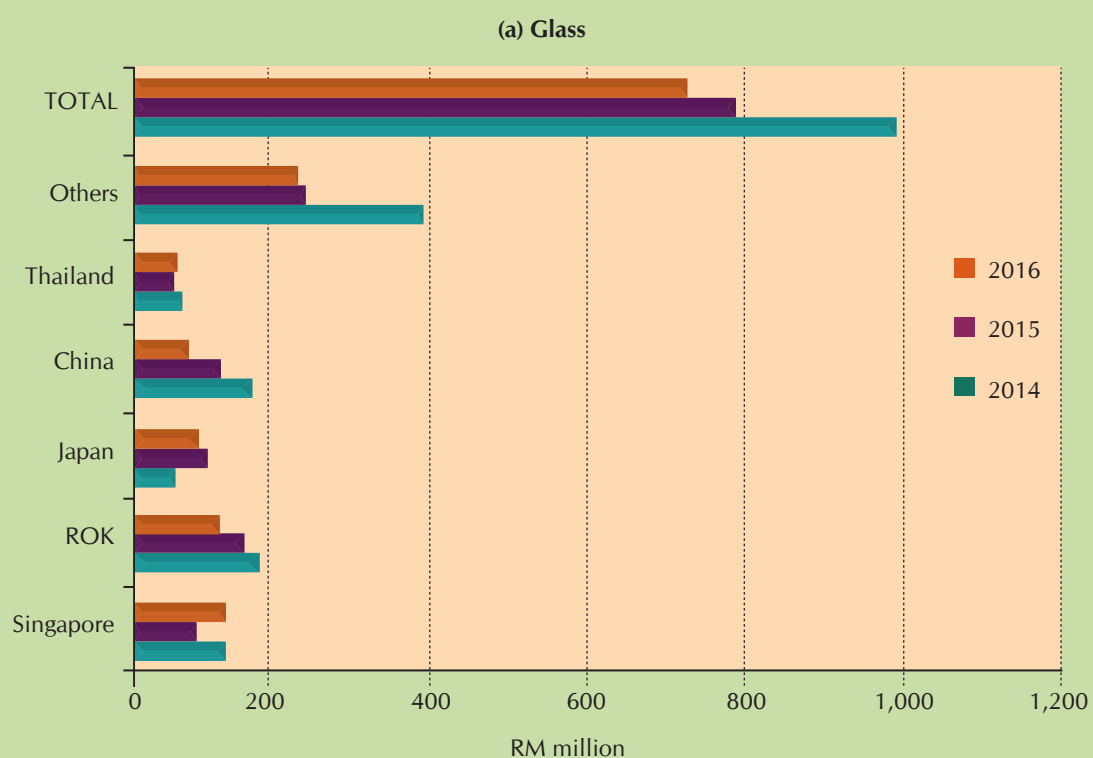
RM1,520.73 million in 2015 to RM1,484.00 million in 2016. Exports of glass products decreased by 9.4% from RM786.85 million in 2015 to RM713.31 million in 2016, while exports of glassware products increased by 4.1% from RM625.15 million to RM650.80 million. Major export destinations for glass products included Singapore, Republic of Korea, Japan, China and Thailand while glassware products were exported mainly to Japan, Republic of Korea, Taiwan, China and Singapore (Figure 7).

Imports value of glass and glassware products increased slightly by 4.0% during 2016 to RM2,618.85 million from RM2,518.08 million in the previous year. Major import sources of glass products were from Viet Nam, China, Japan, Indonesia and USA. While major import sources of glassware products were from Japan, China, USA, France and Germany (Figure 8).

Table 10: Exports and imports of glass and glassware products, 2014 – 2016

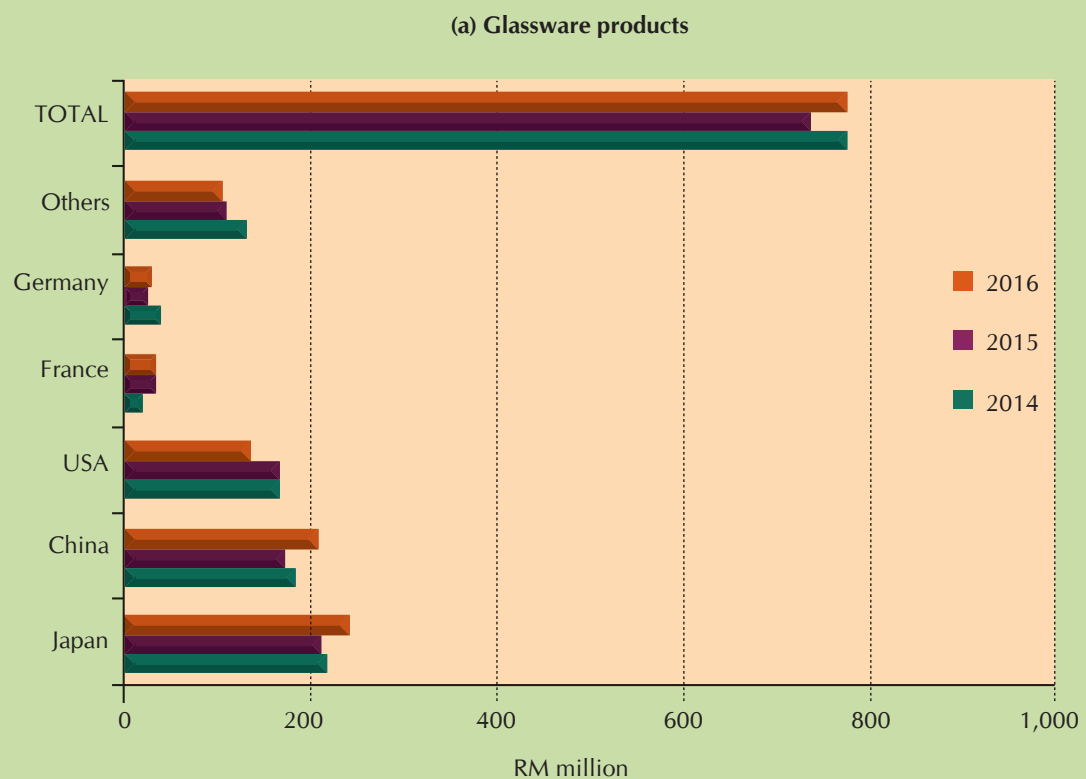
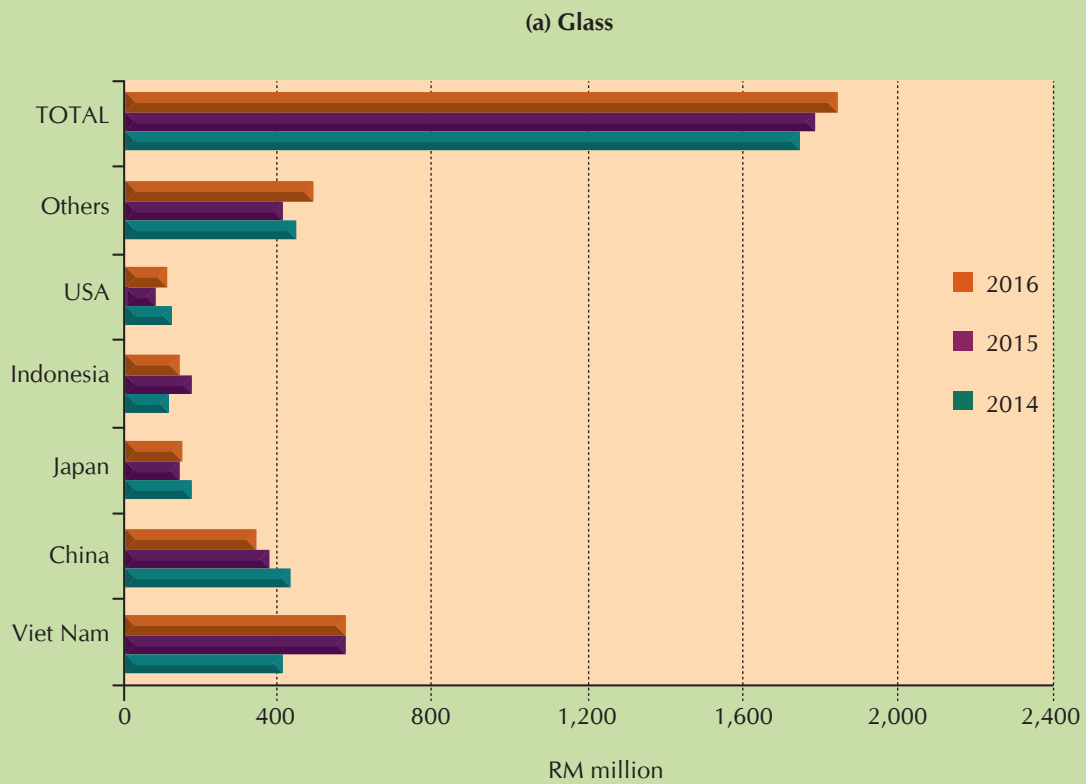
Trade	Commodity	2014	2015	2016 ^a
		RM million		
Export	Glass (SITC: 664)	983.24	786.85	713.31
	Glassware (SITC: 665)	725.86	625.15	650.80
	Total	1,759.13	1,520.73	1,484.00
Import	Glass (SITC: 664)	1,744.80	1,784.19	1,848.17
	Glassware (SITC: 665)	775.89	733.89	770.69
	Total	2,520.69	2,518.08	2,618.85

Source: Final External Trade Statistics 2016, DOSM



Source: Final External Trade Statistics 2016, DOSM

Figure 7: Exports of glass and glassware products by country, 2014 – 2016



Source: Final External Trade Statistics 2016, DOSM

Figure 8: Imports of glass and glassware products by country, 2014 – 2016

3.3 CEMENT AND CONCRETE INDUSTRIES

MALAYSIAN CEMENT AND CONCRETE INDUSTRIES REVIEW

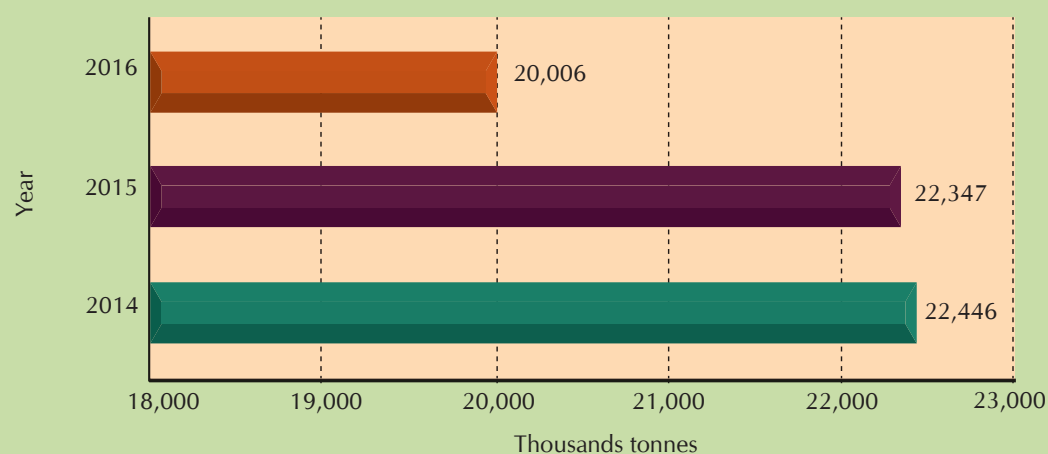
The cement and concrete industries in 2016 was more challenging than 2015 amidst a moderate growth of 7.4% in the construction sector recorded in 2016 (2015: 8.2%). Demand for cement was weaker being partly affected by the slowdown in the property market and some delays in the commencement of mega infrastructural projects. The growth in cement capacity led to pricing pressure subsequently resulting in lower average net pricing.

LafargeHolcim was the leading producer of cement in Malaysia, whose annual production capacity of almost 13 million tonnes accounts for about 40% of total production capacity in Peninsular Malaysia. LafargeHolcim recorded RM2.55 billion in revenue for the year ended 31 December 2016. This is a 7.2% decrease from the RM2.75 billion recorded the previous fiscal year. The drop in revenue is mainly due to the lower sales revenue from the cement segment. LafargeHolcim's profit after tax (PAT)

fell 69.2% to RM77.7 million from RM252.6 million recorded a year earlier (Annual Report Lafarge Malaysia Berhad, 2016).

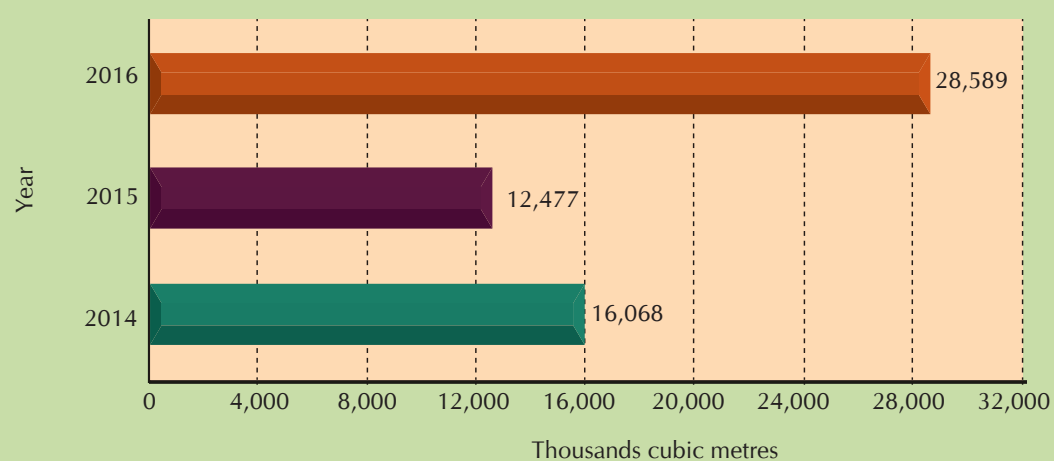
Malaysia's second largest cement producer was YTL Corporation Bhd. The cement division of the company reported lower revenue and profit due to competitive pricing, lower sales volume and higher finance costs expensed following commercial operation of a new plant. The Group's new integrated cement plant in Pahang came on-stream in mid-2016. The plant has a capacity of 5,000 tonnes of cement per day and has been built to the latest environmental standards, including technological advancements to meet European standards on lower nitrogen oxide emissions and more energy-efficient operations. (Annual Report YTL Corporation Bhd, 2016).

According to DOSM, Malaysian cement production decreased 10.5% from 22.3 million tonnes in 2015 to 20 million tonnes in 2016 (Figure 9). On the other hand, production of ready-mixed and dry-mixed concrete and mortar increased tremendously by 129% to 28.6 million m³ from 12.5 million m³ in 2015 (Figure 10).



Source: Monthly Manufacturing Statistics DOSM, 2016

Figure 9: Cement production (all types), 2014 – 2016

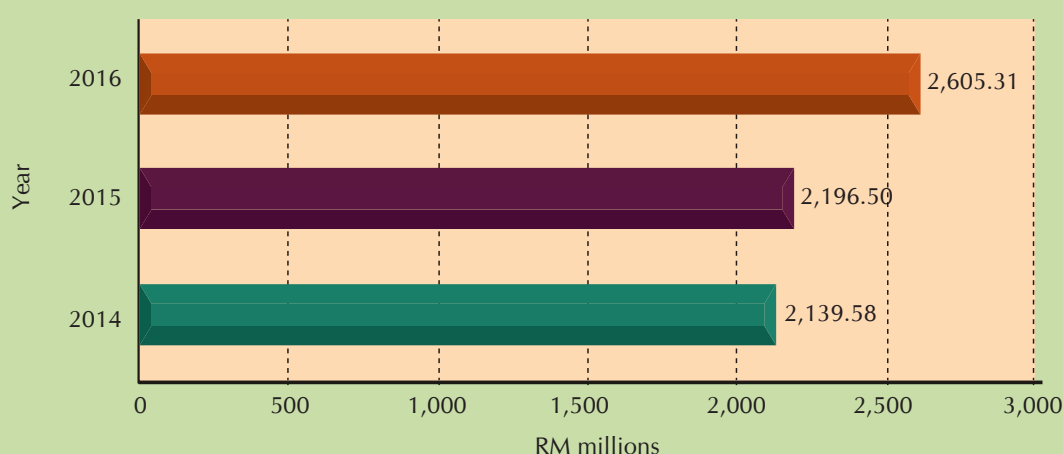


Source: Monthly Manufacturing Statistics DOSM, 2016

Figure 10: Production of ready-mixed concrete, 2014 – 2016

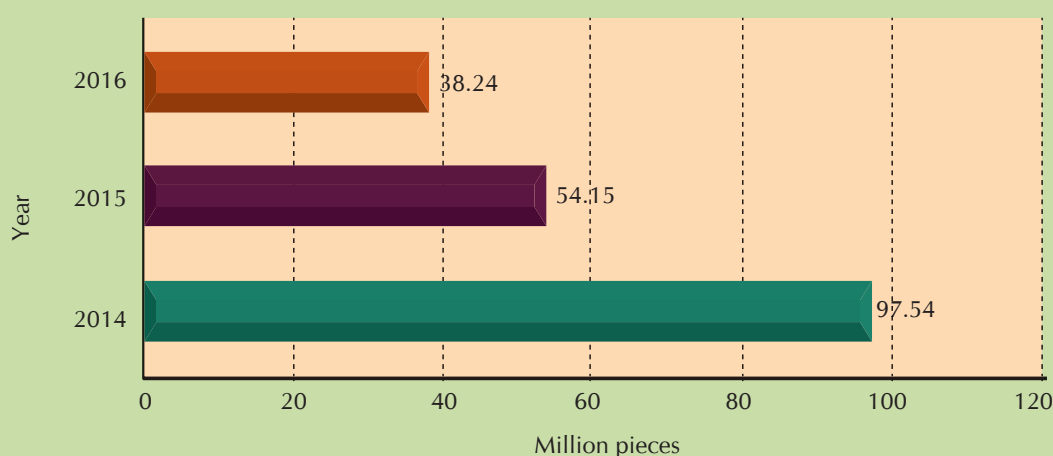
Malaysian production of precast concrete, cement or artificial stone articles for use in construction, prefabricated structural components for building or civil engineering of cement, concrete or artificial stone, other articles of concrete, cement and plaster production increased substantially by

18.6% from RM2.20 billion in the previous year to RM2.61 billion in 2016 (Figure 11). Meanwhile, production of cement roofing tiles decreased by 29.4% from 54.1 million pieces in 2015 to 38.2 million pieces in 2016, due to slower construction activity mainly in the non-residential sub-sector (Figure 12).



Source: Monthly Manufacturing Statistics DOSM, 2016

Figure 11: Production of precast concrete, cement or artificial stone articles for use in construction, prefabricated structural components for building or civil engineering of cement, concrete or artificial stone, other articles of concrete, cement and plaster, 2014 – 2016



Source: Monthly Manufacturing Statistics DOSM, 2016

Figure 12: Production of cement roofing tiles, 2014 – 2016

In 2016, there were 18 cement plants (Table 11), 10 of which were integrated plants. The cement plants produce mainly Ordinary Portland Cement (OPC) besides other cement products such as white/coloured cement, masonry cement, phoenix cement, mascrete low heat cement, mascrete ECO cement,

wall cement, slag cement and fly-ash cement. Malaysian current total cement capacity is about 31 million tonnes per year.

Details on cement and clinker manufacturers are listed in Appendix 12.

Table 11: Cement product components and number of establishments by states, 2016

Products Group	Product Component	Number of Establishments														
		Selangor	WP Kuala Lumpur	Perak	Kedah	Perlis	Pulau Pinang	Kelantan	Terengganu	Pahang	Johor	Negeri Sembilan	Melaka	Sarawak	Sabah	Total
Cement	Cement	2	-	5	1	1	-	-	-	1	3	1	-	3	1	18
	Clinker	1	-	5	1	1	-	-	-	1	-	1	-	1	-	11
	Total	3	-	10	2	2	-	-	-	2	3	2	-	4	1	29

Source: JMG

EXTERNAL TRADE

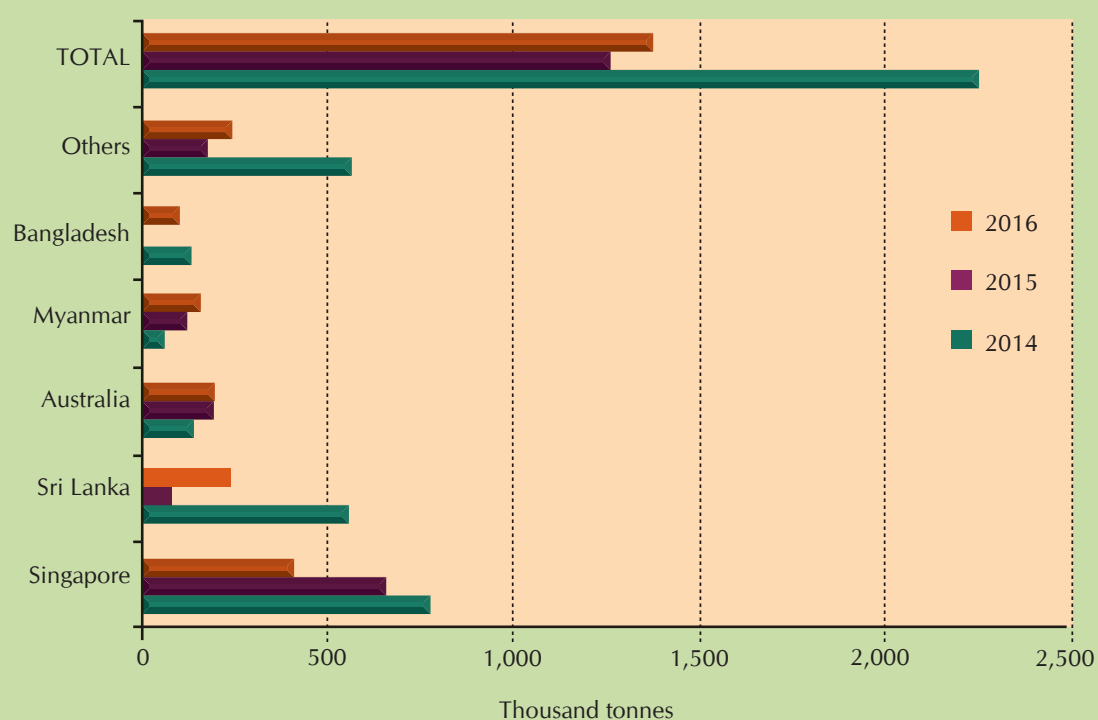
Notwithstanding the moderate global economy growth, exports of Malaysian cement and clinker in 2016 showed a positive performance. During the year, exports of cement and clinker increased by 9.2% from 2.90 million tonnes in 2015 to 1.38 million tonnes in 2016. Exports to all major destinations including Sri Lanka, Australia, Myanmar and Bangladesh increased except for Singapore which showed a decrease (Figure 13).

In 2016, imports of cement and clinker declined significantly by 43.4% (1.83 million tonnes) compared with 2015 (3.24 million tonnes). Malaysia recorded a decrease of imports from all major imports sources of cement and clinker which included Viet Nam, Taiwan, Thailand, Japan and Republic of Korea (Figure 14). Details of cement and clinker exports and imports for 2014-2016 are shown in Table 12.

Table 12: Exports and imports of cement and clinker, 2014 – 2016

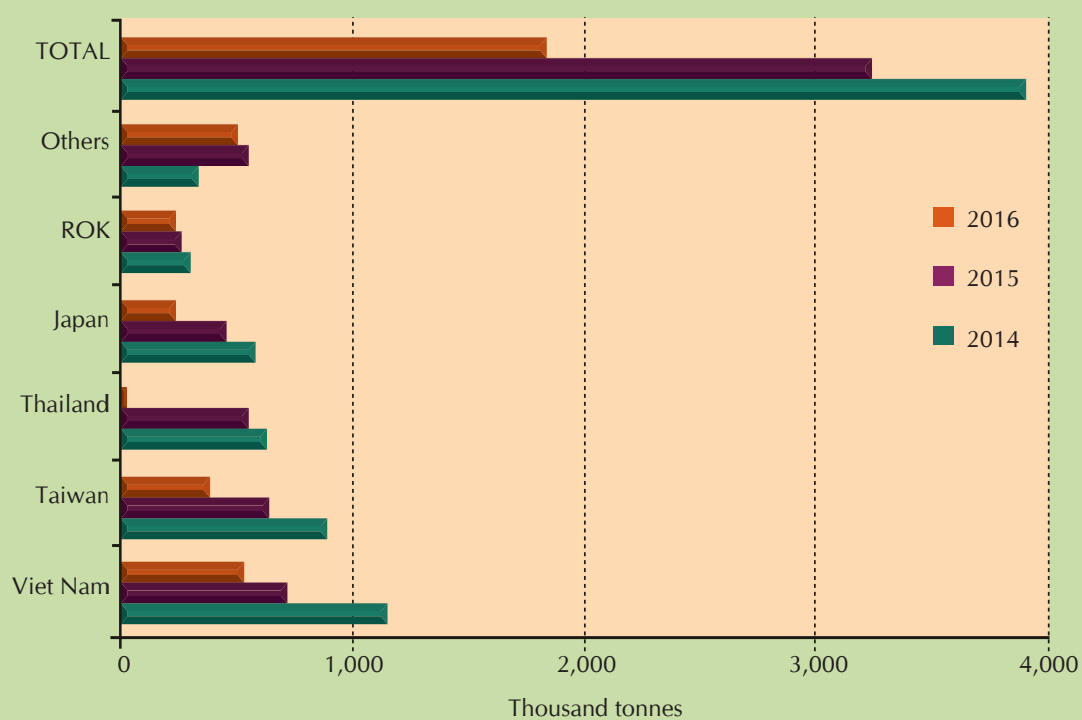
Commodity	Trade	2014		2015		2016 ^p	
		Million tonnes	Value (RM million)	Million tonnes	Value (RM million)	Million tonnes	Value (RM million)
Cement & clinker (SITC: 661.2)	Export	2.25	452.88	1.26	290.22	1.38	319.28
	Import	3.91	727.80	3.24	705.53	1.83	393.12

Source: Final External Trade Statistics 2016, DOSM



Source: Final External Trade Statistics 2016, DOSM

Figure 13: Exports of cement and clinker, 2014 – 2016



Source: Final External Trade Statistics 2016, DOSM

Figure 14: Imports of cement and clinker, 2014 – 2016

3.4 LIME AND LIMESTONE POWDER INDUSTRIES

MALAYSIAN LIME AND LIMESTONE POWDER INDUSTRIES REVIEW

Lime and limestone play an important role in the mineral industry in Malaysia. Malaysian lime product of quicklime and hydrated lime while limestone powder includes ground calcium carbonate (GCC), precipitated calcium carbonate (PCC) and dolomite powder. PCC being distinguished by a finer and more uniform particle size, a narrower particle size range and a higher degree of chemical purity. GCC is more commonly used than PCC because of its lower price and greater availability. Lime is used to remove impurities in steel manufacturing, soil stabilization for roads, earthen dams, airfields, and building foundations. Meanwhile, limestone powder is widely used in the industries related to paper, plastic, rubber, adhesive and sealant, glass, fertilizer, food and household, construction and even in animal feeds.

In 2016, the production of lime decreased slightly by 0.6% to 0.92 million tonnes worth RM393.31 million from 0.96 million tonnes worth RM367.69 million in the previous year (Table 13). Despite the decline in production, the value increased about 8-18% due to higher product prices compared to the previous year. The decrease in lime production was probably due to lower crude steel and finished steel production in 2016 as reported by MISIF, 2016. Quicklime is used as a flux

in purifying steel in the electric arc furnace (EAF) and basic oxygen furnace (BOF). Lime is effective in removing phosphorus, sulphur, silica and manganese. Lime also has important uses in secondary refining of steel and in the manufacture of steel products.

Production of limestone powder in 2016 decreased by 14.7% to 2.3 million tonnes worth RM327.8 million from 2.69 million tonnes worth RM333.15 million in 2015 due to the decline in GCC production by 17.7%. During the year, PCC and dolomite powder recorded an increase in production by 16.7% and 4.7%, respectively. The GCC production decreased due to the decline in production of rubber related products by 12.5% whilst production of paint, paper, and plastic related products showed an increase of 6.2%, 4% and 27.9% respectively as compared to 2015 (Manufacturing Statistics DOSM, 2016).

In 2016 the total producers of lime and limestone powder remained as in 2015. There were 55 producers of lime and limestone powder in Malaysia consisting of 15 lime producers and 40 establishments producing limestone powder comprising 30 GCC, two PCC and eight dolomite powder producers. There were two companies predominantly producing PCC one each in Perak and Kedah. The state of Perak maintained its dominance in the industry producing more than 82.3% of the country's total lime and limestone powder with production coming from 39 producers.

Table 13: Production of lime and limestone powder, 2014 – 2016

Products Group	2014		2015		2016 ^p	
	Tonnes	Value (RM million)	Tonnes	Value (RM million)	Tonnes	Value (RM million)
Lime	1,010,443	363.94	926,162	367.69	920,896	393.31
GCC	1,952,907	199.15	2,336,931	185.96	1,919,284	171.82
PCC	71,291	89.35	72,283	66.74	84,355	73.89
Dolomite Powder	83,386	28.95	284,030	81.02	297,304	82.09
Sub-total (Limestone Powder)	2,107,584	317.45	2,693,244	333.15	2,300,943	327.80
Total	3,118.027	681.39	3,619,406	700.84	3,221,839	721.11

Source: JMG

The lime and limestone powder product components and the number of producers according to states are shown in Table 14.

Details on lime and limestone powder producers are listed in Appendix 13.

Table 14: Lime and limestone powder product components and number of establishments by states, 2016

Products Group	Product Component	Number of Establishments													
		Selangor	WP Kuala Lumpur	Perak	Kedah	Perlis	Pulau Pinang	Kelantan	Terengganu	Pahang	Johor	Negeri Sembilan	Melaka	Sarawak	Sabah
Lime	Quicklime	-	-	3	-	-	-	-	-	-	-	-	-	-	-
	Hydrated lime	1	-	2	-	-	-	-	-	-	1	-	-	1	-
	Quicklime/hydrated lime	2	-	3	1	-	-	-	1	-	-	-	-	-	-
	Subtotal	15													
Limestone powder	GCC	-	-	26	-	-	-	-	1	-	-	-	-	1	2
	PCC	-	-	1	1	-	-	-	-	-	-	-	-	-	-
	Dolomite powder	-	-	4	-	4	-	-	-	-	-	-	-	-	-
	Subtotal	40													
Total		55													

Source: JMG

EXTERNAL TRADE

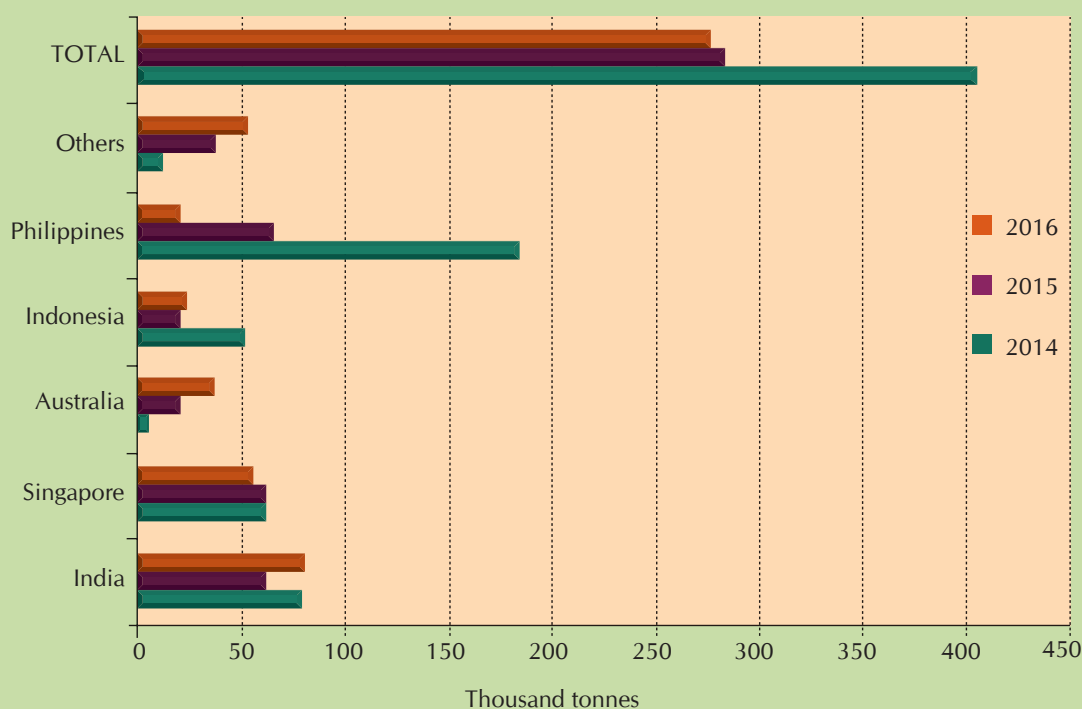
Performance of Malaysian lime products in 2016 remained subdued. Exports of lime slightly decreased by 0.1% to 277,980 tonnes from 278,290 tonnes in the previous year (Table 15). The major export countries in

2016 were India followed by Singapore, Australia, Indonesia and Philippines. Philippines dropped to fifth position after being the largest export destination since 2013 which registered a significant decline of 65.2% in 2016 (Figure 15).

Table 15: Exports and imports of lime, 2014 – 2016

Commodity	Trade	2014		2015		2016 ^p	
		Tonnes	Value (RM million)	Tonnes	Value (RM million)	Tonnes	Value (RM million)
Quicklime, slaked lime and hydraulic lime (SITC: 661.1)	Export	400,224	151.59	278,290	125.97	277,980	136.92
	Import	14,764	7.67	19,762	9.25	13,500	7.32

Source: Final External Trade Statistics 2016, DOSM

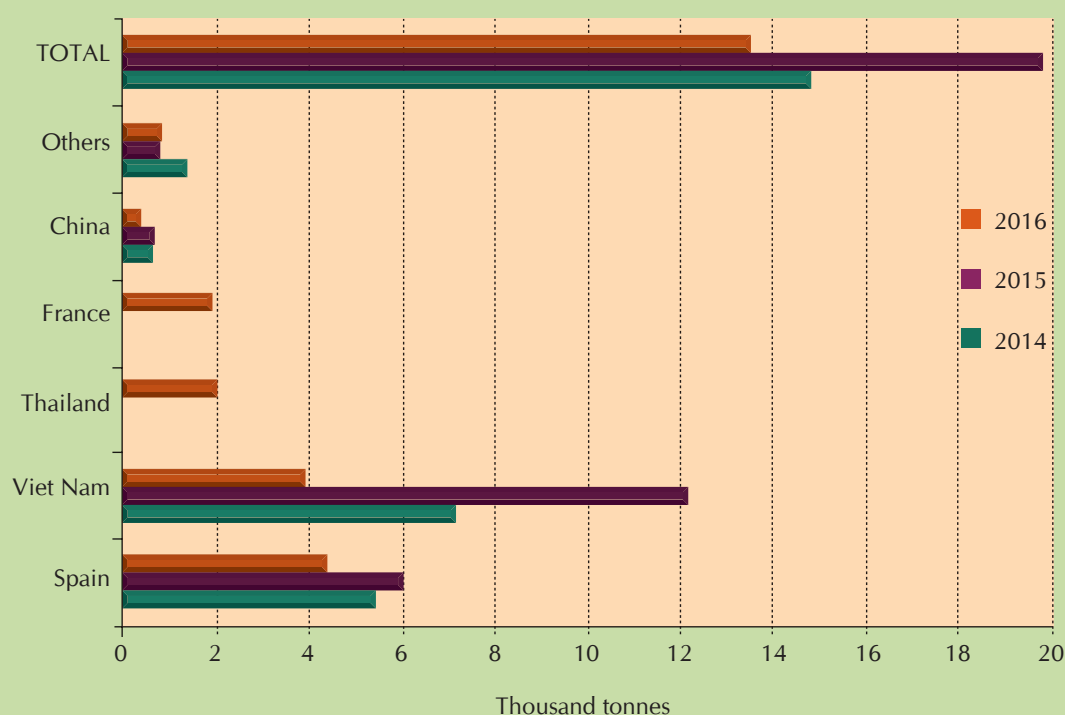


Source: Final External Trade Statistics 2016, DOSM

Figure 15: Exports of lime by country, 2014 – 2016

Meanwhile, Malaysian imports of lime decreased substantially by 31.7% from 19,762 tonnes in 2015 to 13,500 tonnes in 2016. The

major import sources were from Spain, Viet Nam, China, Thailand and France (Figure 16).



Source: Final External Trade Statistics 2016, DOSM

Figure 16: Imports of lime by country, 2014 – 2016

Malaysian limestone powder exports increased slightly by 1.34% to 576,511 tonnes from 568,795 tonnes in 2015 (Table 16). Similar to previous year, major export destinations include India, Bangladesh, Indonesia, Myanmar and Singapore. Imports

of limestone powder in 2016 also increased by 22.7% to 24,354 tonnes from 19,846 tonnes in the previous year. In 2016, China remained the main import source followed by Thailand, Japan, Taiwan and Greece.

Table 16: Exports and imports of limestone powder (calcium carbonate), 2014 – 2016

Commodity	Trade	2014		2015		2016 ^p	
		Tonnes	Value (RM million)	Tonnes	Value (RM million)	Tonnes	Value (RM million)
Calcium carbonate (SITC: 523.791.000)	Export	510,044	279.69	568,795	352.06	576,511	365.82
	Import	15,070	26.40	19,846	28.93	24,354	29.78

Source: Final External Trade Statistics 2016, DOSM

3.5 DIMENSION STONE INDUSTRY

MALAYSIAN DIMENSION STONE INDUSTRY REVIEW

The country's dimension stone industry experienced a better performance in 2016 despite moderate growth in the construction sector. Compared to ceramic tile, dimension stone is a luxury product which is used in the prestigious homes and buildings construction and is more expensive. Due to its exorbitant prices and the modest pace economic conditions, demand for dimension stone also moderated. The Malaysian dimension stone industry is facing stiff competition from imported products especially from China.

Common local dimension stone types are granite, granodiorite and marble. Other than granite and marble slabs, products reviewed in this report also included furniture and

terrazzo/terrazzo chips. In 2016, there were 32 producers in the country (Table 17). Malaysian dimension stone consumption were in marble slabs and furniture (50.7%), construction sector (24.3%), terrazzo/terrazzo chips (23.6%) and funerary monumental (1.5%).

In 2016, production of dimension stone showed a 12.5% increase to RM309 million from RM275 million in 2015. With a total of 22 establishments, Perak is the Malaysia's largest producer of dimension stone. It also has several factories producing marble-based furniture sourced from marbles found abundantly in the state.

Details on dimension stone/terrazzo producers are listed in Appendix 14.

Table 17: Dimension stone product components and number of establishments by states, 2016

Products Group	Product Component	Number of Establishments														
		Selangor	WP Kuala Lumpur	Perak	Kedah	Perlis	Pulau Pinang	Kelantan	Terengganu	Pahang	Johor	Negeri Sembilan	Melaka	Sarawak	Sabah	Total
Dimension stone	Granite/ marble	4	-	10	-	-	-	-	1	-	2	-	1	-	-	18
	Marble slabs & furniture	-	-	3	-	-	-	1	-	-	-	-	-	-	-	4
	Terrazzo/ terrazzo chips	-	1	9	-	-	-	-	-	-	-	-	-	-	-	10
Total		4	1	22	-	-	-	1	1	-	2	-	1	-	-	32

Note: An establishment may be represented more than once if it produces more than one product

Source: JMG

EXTERNAL TRADE

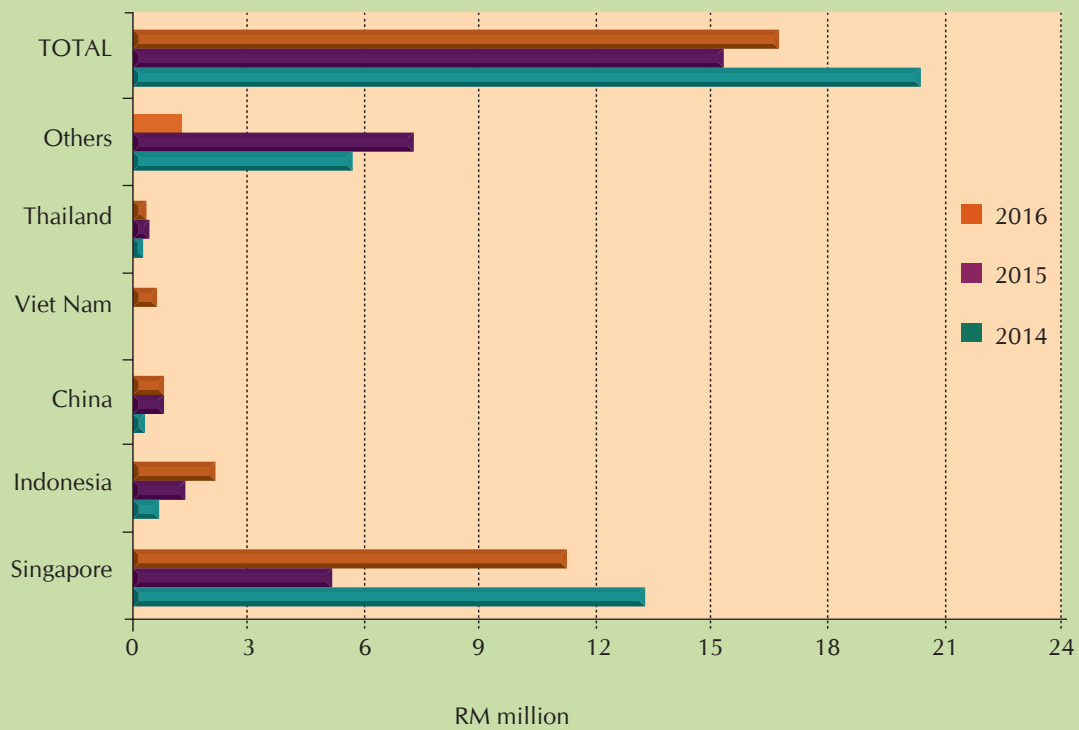
In 2016, exports of dimension stone from Malaysia increased further by 10.1% to RM16.73 million from the previous year which was valued at RM15.19 million (Table 18). This was attributable to the tremendous increase in exports to Singapore and Indonesia (Figure 17).

Imports of dimension stone registered an increment of 19.4% a mounted to RM299.73 million from RM250.98 million in 2015. China remained the highest import source country (Figure 18). Table 18 shows the details of monumental or building stone trading for 2014-2016.

Table 18: Exports and imports of monumental or building stone, 2014 – 2016

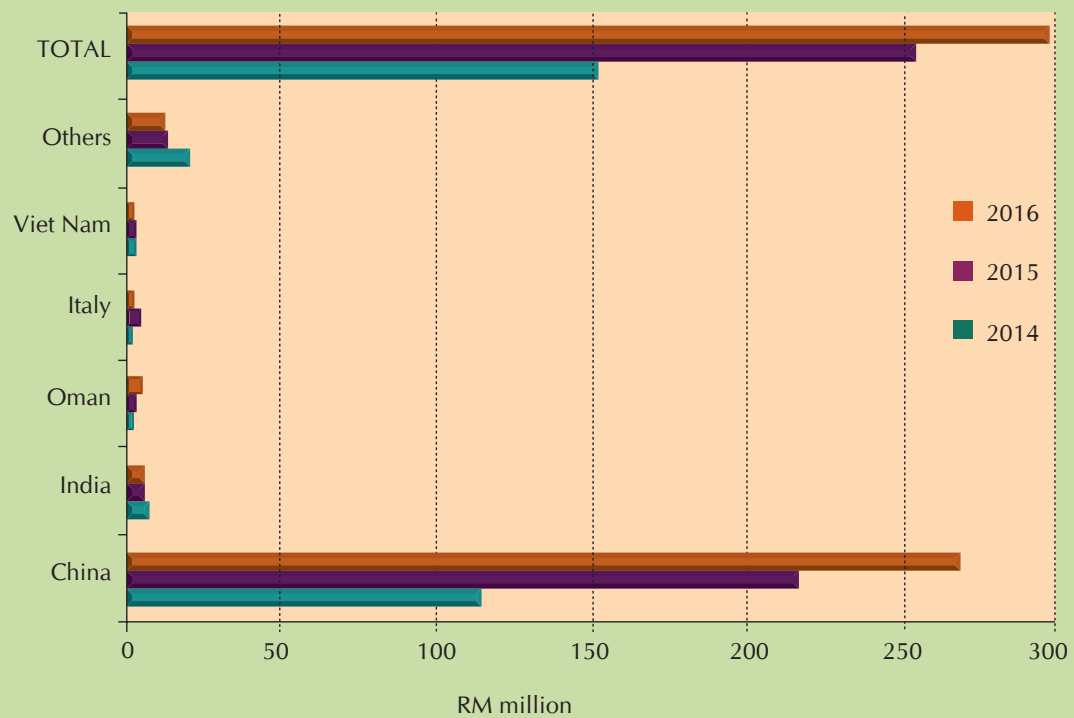
Commodity	Trade	2014		2015		2016 ^a	
		Tonnes	Value (RM million)	Tonnes	Value (RM million)	Tonnes	Value (RM million)
Monumental or building stone (SITC: 661.3)	Export	26,353	20.33	15,352	15.19	18,555	16.73
	Import	120,550	152.79	117,667	250.98	123,362	299.73

Source: Final External Trade Statistics 2016, DOSM



Source: Final External Trade Statistics 2016, DOSM

Figure 17: Exports of monumental or building stone by country, 2014 – 2016



Source: Final External Trade Statistics 2016, DOSM

Figure 18: Imports of monumental or building stone by country, 2014 – 2016

3.6 BLEACHING EARTH INDUSTRY

MALAYSIAN BLEACHING EARTH INDUSTRY REVIEW

Performance of bleaching earth/activated clay industry in 2016 was about the same as the previous year. During the year, the production of bleaching earth/activated clay decreased by 0.2% to 167,627 tonnes worth RM136.24 million compared with 167,967 tonnes worth RM132.5 million in 2015. One producer in Selangor ceased its operation. There was a decline in local consumption of bleaching earth in crude palm oil refineries. Lower palm oil production has been affected by bad weather conditions during the first nine months of 2016. However, the total production in the year was maintained

because there was a significant increase in the exports of the bleaching earth.

There were one establishment in each state of Selangor, Perak, Johor and Sabah (Table 19). Taiko Premier Bleaching Earth Sdn. Bhd. is the largest producer of bleaching earth in Malaysia which has two plants located in Perak and Johor. Bleaching earth is a highly effective adsorbent essential in the refining process for the purification and decolourisation of oils (edible and non-edible oils, fats, tallow, petroleum jelly, paraffin oil and waxes).

Details on bleaching earth/activated clay producers are listed in Appendix 15.

Table 19: Number of bleaching earth/activated clay establishments by states, 2016

Products Group	Product Component	Number of Establishments													
		Selangor	WP Kuala Lumpur	Perak	Kedah	Perlis	Pulau Pinang	Kelantan	Terengganu	Pahang	Johor	Negeri Sembilan	Melaka	Sarawak	Sabah
Bleaching earth/activated clay	Bleaching earth	1	-	1	-	-	-	-	-	-	1	-	-	-	1
															Total
															4

Source: JMG

EXTERNAL TRADE

Exports of bleaching earth increased substantially by 43% from RM41.87 million in the previous year to RM60.04 million in 2016. In terms of volume, exports of bleaching earth in 2016 increased significantly from

28,548 tonnes in 2015 to 41,323 tonnes (Table 20). Major export destinations included Netherlands, Russia, Philippines, Papua New Guinea, Cote d'Ivoire (Figure 19).

Meanwhile, import value contracted by 14.2% to RM10.86 million (10,678 tonnes) compared to the previous year worth RM12.66 million

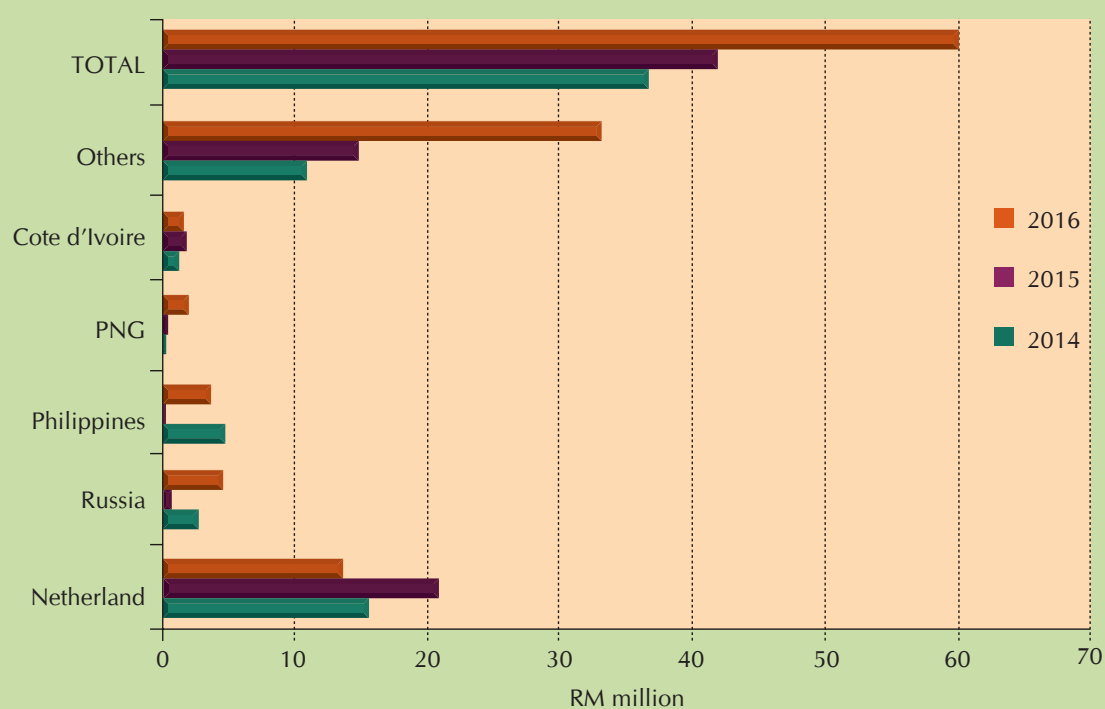
(7,640 tonnes). India was the largest source of import followed by Indonesia, Germany, USA and Belgium (Figure 20).

Details of bleaching earth/activated clay trading for 2014-2016 are shown in Table 20.

Table 20: Exports and imports of bleaching earth/activated clay, 2014 – 2016

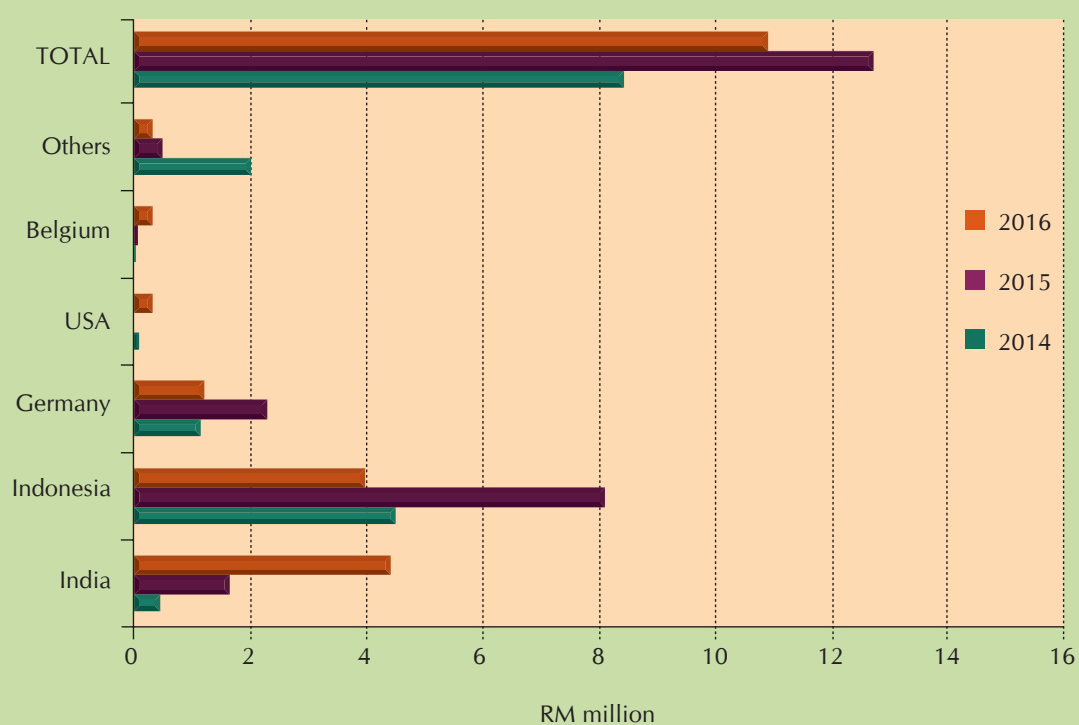
Commodity	Trade	2014		2015		2016 ^p	
		Tonnes	Value (RM million)	Tonnes	Value (RM million)	Tonnes	Value (RM million)
Activated clay (SITC: 598.650.100)	Export	23,822	36.94	28,548	41.87	41,323	60.04
	Import	12,373	8.41	7,640	12.66	10,678	10.86

Source: Final External Trade Statistics 2016, DOSM



Source: Final External Trade Statistics 2016, DOSM

Figure 19: Exports of bleaching earth/activated clay by country, 2014 – 2016



Source: Final External Trade Statistics 2016, DOSM

Figure 20: Imports of bleaching earth/activated clay by country, 2014 – 2016

3.7 OTHER NON-METALLIC MINERAL-BASED PRODUCTS

Several small non-metallic mineral-based products not classified under any of the previous sections are briefly discussed in this chapter. Based on surveyed by JMG, there

were 17 establishments recorded in 2016 and their distributions according to states are shown in Table 21.

Table 21: Other non-metallic mineral-based product components and number of establishments by states, 2016

Products Group	Product Component	Number of Establishments													
		Selangor	WP Kuala Lumpur	Perak	Kedah	Perlis	Pulau Pinang	Kelantan	Terengganu	Pahang	Johor	Negeri Sembilan	Melaka	Sarawak	Sabah
Other non-metallic mineral-based products	Sodium silicate	-	-	-	-	-	-	-	-	1	*2	-	-	-	-
	Zirconium silicate	-	-	-	-	-	-	-	-	-	-	1	-	-	-
	Rockwool	1	-	-	-	-	-	-	-	-	-	-	1	-	-
	Titanium dioxide	-	-	-	-	-	-	-	1	-	-	-	-	-	-
	Calcium carbide	-	-	1	-	-	-	-	-	-	-	-	-	-	-
	Pyrophyllite	-	-	1	-	-	-	-	-	-	-	-	-	-	-
	Acetylene	-	-	1	-	-	-	-	-	-	-	-	-	-	-
	Vinyl flooring	-	-	-	-	1	-	-	-	-	-	-	-	-	-
	Cement fibre	-	-	2	-	-	-	-	-	-	-	-	-	-	-
	Refractory mortar	-	-	2	-	-	-	-	-	-	-	-	-	-	-
	Calcium silicate brick	-	-	1	-	-	-	-	-	-	-	-	-	-	-
	Clay powder	-	-	1	-	-	-	-	-	-	-	-	-	-	-
	TOTAL	1	-	9	-	1	-	-	1	1	2	1	1	-	-

Source: JMG

Performance of these particular industrial mineral-based products contracted again after experiencing a decline for two consecutive years since 2014. The total production value of these industrial mineral-based products decreased by 7.6% from RM828.59 million in the previous year to about RM765.51 million in 2016.

The total production of titanium dioxide pigment in 2016 decreased 16% to RM314.5 million from RM372.9 million in 2015. During the year, titanium prices in the market fell 22% due to competition with the widespread adoption of PCC. PCC has lowered the cost of manufacturing fine printing and writing paper.

Specially engineered PCC crystals displace more expensive wood pulp and titanium dioxide and offer varying levels of gloss, light scattering or paper filling properties.

Production value of sodium silicate registered a slight decrease of 2.5% to RM44.8 million in 2016 compared with RM46.0 million in the previous year. There were three sodium silicate producers, two in Johor and one in Pahang. Sodium silicate is produced using silica sand and sodium carbonate. The source of silica sand was from Sarawak and Australia. Sodium silicate is used in manufacturing detergents, paper, water treatment, and construction materials.

The rock wool insulation products decreased 13% to RM50.4 million in 2016 from RM58.08 million in 2015 in tandem with the moderate growth in construction sector. There were only two factories in Malaysia based in Selangor and Melaka.

Malaysian production value of zirconium silicate in 2016 surged 6.5% to RM59.0 million from RM55.43 million in 2015. Zirconium silicate is used in the manufacturing of refractory materials and in the production

of some ceramics, enamels, and ceramic glazes. Malaysia's sole manufacturer of processed zircon products is located in Negeri Sembilan.

In 2016, calcium carbide, pyrophyllite, acetylene, fibre cement, refractory mortar, calcium silicate brick and clay powder were produced in Perak. Calcium carbide, pyrophyllite powder and acetylene are lime-based products while calcium silicate brick and cement fibre are sand-based products. Refractory mortar and clay powder are the clay-based products used in the construction of furnace. Total production value of these products recorded a slight increase of about 1% to RM277.7 million from RM275.9 million in the previous year.

The sole establishment producing vinyl flooring is located in Perlis. Vinyl flooring consumes approximately 50% limestone as raw material. In 2016, the total production of vinyl flooring decreased 15.9% to RM19.1 million from RM22.6 million in 2015.

Details regarding the producers in this section are listed in Appendix 16.



METALLIC MINERAL-BASED SECTOR

4.0 METALLIC MINERAL-BASED SECTOR

This section discussed basic metals industry which comprise four major metallic mineral-based industries which are iron and steel industry, aluminium-based industry, tin-based industry and copper-based industry. It covers the establishment which involved in processing and manufacturing of ferrous metal products of iron and steel, and non-ferrous metal products such as aluminium, tin and copper. This basic metals industry plays a vital role in the country's manufacturing and construction sectors.

The total sales value of own manufactured products for selected metallic mineral-based products in 2016 was RM45.15 billion, rose 5.7% from RM42.72 billion recorded in 2015.

Five largest contributors in terms of production value to the metallic mineral-based industry were dominated by manufacture of pig iron and spiegeleisen in pigs, blocks or other primary forms, production of bars and rods of stainless steel or other alloy steel decreased 1.2% from RM21.5 billion to RM21.2 billion; manufacture of aluminium from alumina and other basic precious and other non-ferous metal n.e.c increased by 19.5% from RM8.7 billion to RM10.4 billion; manufacture of metal cable, plaited bands and similar articles, manufacture of bolts, screws, nuts and similar threaded products decreased 3.7% from RM3.5 billion to RM3.4 billion; manufacture of any other fabricated metal products and manufacture of metal doors increased 2.6% from RM2.9 billion to RM3.0 billion and manufacture of metal doors, windows and their frames, shutters and gates, manufacture of other structural metal products increased

30.7% from RM2.2 billion to RM2.9 billion (Table 2) (Monthly Manufacturing Statistics DOSM, 2016).

According to MIDA, there were 19 projects approved involving the manufacture of basic metal products with investments of RM4.9 billion. Of these, eight were new projects with investments amounted to RM0.4 billion and 11 were expansion/diversification projects with total investments of RM4.5 billion. These projects are expected to generate employment opportunities for 3,345 people.

Significant projects approved in 2016 include an expansion/diversification project located in Sarawak by a Malaysian majority-owned company with an additional investment of RM2.2 billion. The company will expand its current facility to produce aluminium ingots, aluminium alloy ingots as well as diversifying into midstream products to produce aluminium wire rods and aluminium alloy wire rods. This integrated project will feature state-of-the-art electrolysis process for the aluminium industry in Malaysia that is energy efficient and environmentally-friendly. A diversification project with an additional investment of RM1.9 billion by a Malaysian majority owned company to manufacture ferro-nickel billets, stainless steel billets, stainless steel hot rolled strips, coal tar and lump semi coke and to revive its existing facility to manufacture carbon steel long products at Telok Kalong in Kemaman, Terengganu. This integrated stainless steel project will help the company to penetrate various industries ranging from cookware and cutlery to surgical instruments, automotive and into aerospace structures that require stainless steel's special

and functional features. A wholly Malaysian-owned company will undertake an expansion/diversification project with additional investments of RM3.8 million to manufacture electrical discharge machining (EDM) brass wires and diversifying into the production of stainless steel and aluminium wires. This project will showcase an upgrade of technical capabilities in producing super fine wire for EDM machines with diameters ranging from 0.15mm to 0.07mm. This diversification into stainless steel and aluminium wires will allow the company to enter new market segments in the automotive, semiconductor and medical device industries. A leading international supplier of coated steel sheet for the building

and construction industry located in Bukit Raja, Klang has upgraded their facility in Malaysia by installing the latest state of the art coating system. An additional investment of RM65 million is part of their initiative to further automate and enhance their production facility leading to improvement in production capacity and speed without compromising product quality. This improvement in technology is to accommodate changes in business expectation and requirement from their clients. Hence it will also create potentials for further upscaling of talents and facing out of low skill labour in the country (Malaysia Investment Performance Report MIDA, 2016).

4.1 IRON AND STEEL INDUSTRIES

REVIEW OF THE MALAYSIAN IRON AND STEEL INDUSTRIES

In 2016, the performance of Malaysian iron and steel industries has shown recovery after experiencing a downturn in the past five years. Steel prices have normalised following the China's commitment to reduce its steel production capacity via the consolidation of steel groups. In addition, the implementation of Malaysian Government latest safeguard measures on imported steel, starting 26 Sept 2016 and last for 200 days would help to improve steel prices in Malaysia. The imposition of 13.9% duties for imported steel coils and 13.4% for imported reinforced steel bars plus MFN (most-favoured-nation) steel tariff rate of 5% will definitely deter cheaper China steel from entering Malaysia.

On the other hand, Master Builders Association Malaysia (MBAM) strongly opposed to the safeguard measures for steel coils and bars that could lead to uncontrollable prices of steel bars due to the absence of the free flow of imported steel. They also argued as the local steel producers are not supposed to be protected for their inability to be competitive. Increasing the import duty would only solve the local steel player problem on a temporary basis, as expensive steel products will have adverse effects on the construction industry especially, and it will eventually trickle down to consumers who will have to bear the brunt.

To help the Malaysian steel players, the Government encouraged consolidation in order to gain greater economies-of-scale by creating stronger entities that are more efficient, environment-friendly, energy-efficient and able to withstand local competition and gain better access to the global market. The consolidation efforts could include mergers and acquisitions, as well as joint ventures with international partners.

According to MIDA, it is crucial for Malaysian steel players to venture into new market segments rather than focusing into traditional market segment such as construction sector by producing higher grade and quality steel to support higher end manufacturing activities such as automotive, aerospace, medical devices and electronics. Such adjustment is crucial to sustain the local iron and steel industry and repositioning Malaysia's competency regionally or globally. This repositioning requires support for ease of technology access either via joint venture with foreign partners or close collaboration with local technical institutions. Malaysian talents also require upscaling to be equipped with know-how on state of the art technology. To develop existing talents, Malaysian Steel Institute has been appointed as the Industry Lead Body for the Iron and Steel sector by the Ministry of Human Resources. They will undertake the Occupational Analysis for the Iron and Steel industry and develop new and reviewing the existing National Occupational Skills Standards in meeting the industry needs (Malaysia Investment Performance Report, 2016).

Impressively, local iron and steel industry is still attractive to investors, particularly foreign companies. For example, a Chinese steel plant, Alliance Steel (M) Sdn. Bhd. is currently under construction at the Malaysia-China Kuantan Industrial Park in Kuantan, Pahang. Another foreign investor Hebei Xinwuan Steel Group and MCC Overseas Ltd. on the proposed development of an integrated steel plant in Sarawak. It is important that these foreign investors should venture into high-value-added products, which do not compete with similar products or capacity available in Malaysia.

Other remedial measures are needed to be taken to enhance the capacity of local steel manufacturers. Encouragement and promotion from the government such as “buy Malaysian products first”, especially in industrial construction, and high-impact projects were ongoing. In addition, continuous monitoring and enforcement of regulation to reduce and prevent the interception of import and dumping of products in the country should be practiced.

FMM reported that in 2016, there were 200 iron and steel manufacturers in the country. The iron and steel industry provides basic raw materials and intermediate inputs to the construction and manufacturing sector such as the E&E, automotive, furniture, machinery and engineering fabrication industries. The steel industry in Malaysia has been categorised

into three distinct product groups as shown in Table 22.

Details on iron and steel products manufacturers are listed in Appendix 17.

According to MISIF, Malaysia crude steel production further contracted in 2016 by 27% to 2.8 million tonnes from 3.8 million tonnes in the previous year (Table 23). Meanwhile, finished steel production declined slightly in 2016 by 4.2% to 6.6 million tonnes from 6.9 million tonnes in year 2015.

Total Malaysian import of iron and steel products increased by 15.4% to 9.1 million tonnes from 7.9 million tonnes in 2015. Meanwhile, Malaysian exports of iron and steel in 2016 products decreased by 3.0 % to 2.27 million tonnes from 2.34 million tonnes in 2015. The Apparent Steel Consumption (ASC) in 2016 increased slightly by 2.6% to 10.26 million tonnes from 10.00 million tonnes in the proceeding year (Table 23). The annual growth rate for steel demand is forecast at 4% from 2016 to 2018. By 2020, Malaysia targets to increase local steel demand from 10.4 million metric tonnes to 16.5 million metric tonne which is to be supported by the increased local production to imports ratio from 60:40 to 70:30. The ramping up of steel production is expected to see a rise in the creation of new employment from 160,000 jobs to 220,000 jobs (MISIF, 2016/2017).

Table 22: Categories and types of steel products

Category	Type of Products
Primary products	<ul style="list-style-type: none"> i. Iron products (scrap substitutes): <ul style="list-style-type: none"> ▪ Hot-Briquetted Iron (HBI) ▪ Direct Reduced Iron (DRI) ▪ Pig iron ▪ Hot metal ii. Crude steel (semi-finished): <ul style="list-style-type: none"> ▪ Billets ▪ Blooms ▪ Slabs
Rolling/ finished products	<ul style="list-style-type: none"> i. Long-products: <ul style="list-style-type: none"> ▪ Bars ▪ Wire rods ▪ Sections ii. Flat-products: <ul style="list-style-type: none"> ▪ Hot-Rolled Plates and Sheets ▪ Cold-Rolled Coils iii. Stainless steel-products
Secondary products	<ul style="list-style-type: none"> i. Downstream wire and wire products: <ul style="list-style-type: none"> ▪ Nails ▪ Wire ▪ Wire mesh ▪ Bolts and nuts ▪ Barb wire, etc. ▪ Cold drawn bar ▪ Drawn bar ▪ Shafting bar ii. Flat-secondary: <ul style="list-style-type: none"> ▪ Coated/Painted Steel ▪ Tubes and Pipes (Seamed/Welded) ▪ Process equipments, including Boilers and Pressure Vessels ▪ Roofing sheets, wall cladding, roof trusses, window and door frames ▪ Packing – steel drums and tin cans ▪ Other fabricated products

Source: 12th Report on Status and Outlook of The Malaysian Iron and Steel Industry MISIF, 2016/2017

Table 23: Performance of the iron and steel industry, 2014 – 2016

Product	2014	2015	2016
	Million tonnes		
Production of crude steel	4.32	3.78	2.76
Production of finished steel	7.48	6.93	6.64
Imports: Total iron & steel products	7.73	7.92	9.14
Exports: Total iron & steel products	2.76	2.34	2.27
Apparent steel consumption	10.08	10.00	10.26

Source: MISIF, 2016/2017

EXTERNAL TRADE

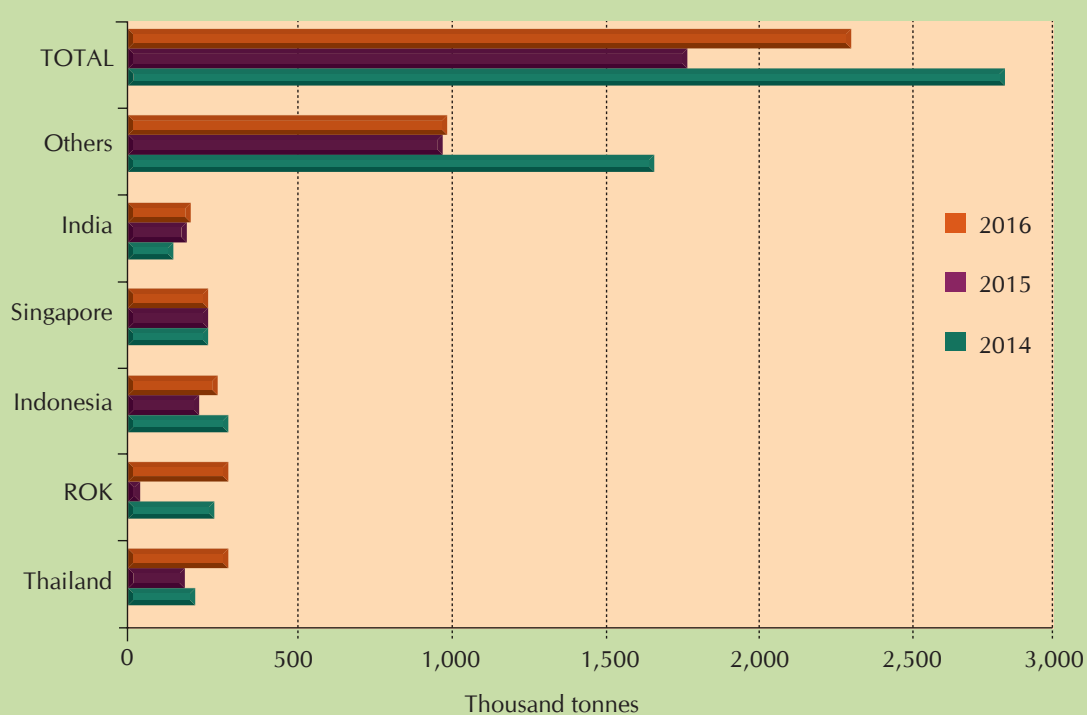
Malaysian exports of iron and steel products increased 29.4% from 1.8 million tonnes in the previous year to 2.33 million tonnes in 2016 (Table 24). Exports especially to Thailand and Republic of Korea increased tremendously. Other major exports destinations were Indonesia, India and Singapore. (Figure 21).

Imports of iron and steel products increased 17% from 7.76 million tonnes in the previous year to 9.07 million tonnes in 2016. Major import sources were China followed by Japan, Taiwan, Republic of Korea and India. (Figure 22).

Table 24: Exports and imports of iron and steel products, 2014 – 2016

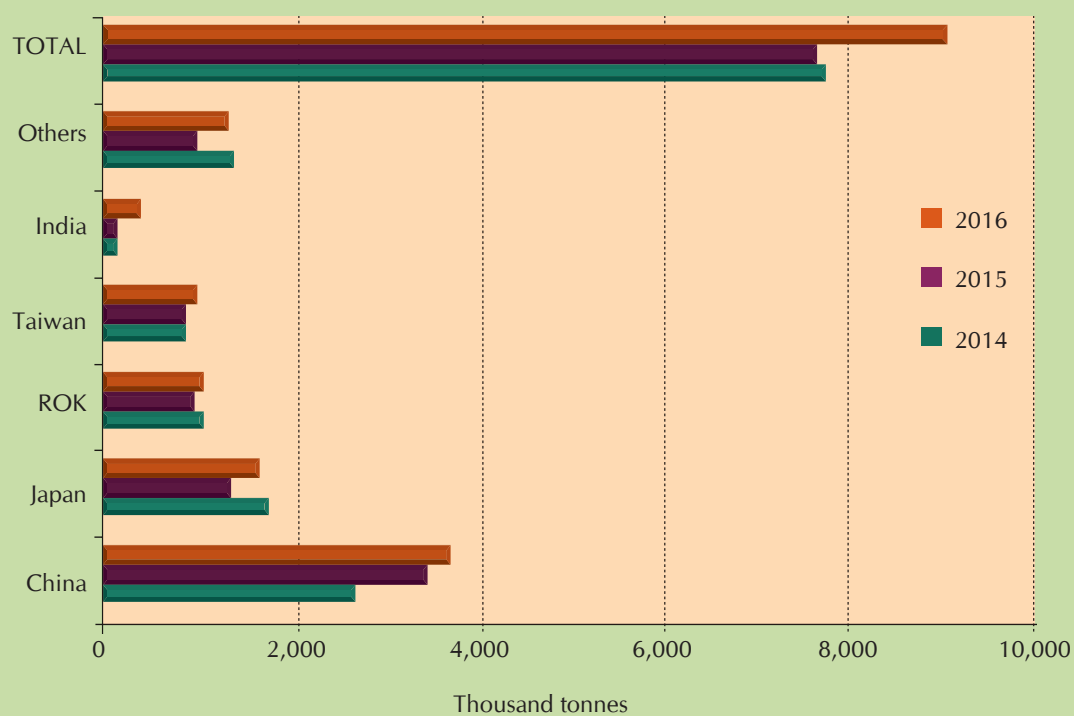
Commodity	Trade	2014		2015		2016 ^p	
		Tonnes	Value (RM billion)	Tonnes	Value (RM billion)	Tonnes	Value (RM billion)
Iron & steel (SITC: 67)	Export	2,823,992	9.51	1,797,872	7.87	2,326,770	6.81
	Import	7,834,729	24.07	7,755,945	20.77	9,074,161	22.33

Source: Final External Trade Statistics 2016, DOSM



Source: Final External Trade Statistics 2016, DOSM

Figure 21: Exports of iron and steel products by country, 2014 – 2016



Source: Final External Trade Statistics 2016, DOSM

Figure 22: Imports of iron and steel products by country, 2014 – 2016

4.2 ALUMINIUM-BASED INDUSTRY

REVIEW OF THE MALAYSIAN ALUMINIUM-BASED INDUSTRY

In 2016 was the year of the global price recovery for most mineral commodities including aluminium. Despite the turn around of the metal price, Malaysian Ringgit depreciated against almost all other major currencies of the world. Demand for aluminium-based industry remained healthy supported by the building and construction sector and on-going implementation of infrastructure projects in Malaysia.

In Malaysia there are two key players in the aluminium industry, namely ALCOM Group and Press Metal Bhd. For financial year 2016, Press Metal Bhd achieved a record-high revenue of RM6.65 billion. This was mainly contributed by increased production output, improvement of aluminium prices as well as the strengthening of the US Dollar against the Malaysian Ringgit. It is an impressive 53.88% jump from that of RM4.32 billion in 2015. Correspondingly, Profit Before Tax of the Group increased by 190.91% from RM231.9 million in financial year 2015 to RM674.8 million (Annual Report Press Metal Bhd, 2016). Meanwhile, ALCOM Group posted a revenue of RM287.41 million for the financial year ending 31 March 2016; an increase of 2.8%

as compared to the corresponding financial year ending 31 March 2015. The revenue was achieved despite lower shipment volume of 3% and much lower base metal costs (Annual Report ALCOM Group, 2016).

The Malaysian aluminium industry can be divided into several main components as shown in Table 25. From the table, there were 54 aluminium-based product establishments throughout the country in 2016. The list of aluminium-based product establishments is shown in Appendix 18.

EXTERNAL TRADE

In 2016, exports of aluminium-based products increased tremendously by 94.5% to 1,272,601 tonnes worth RM9.22 billion from 654,467 tonnes valued at RM5.48 billion in 2015 (Table 26).

Imports of aluminium-based products in Malaysia showed substantial increase from all major imports sources in 2016. The leading major sources of aluminium-based products were India followed by China, UAE, Saudi Arabia and Australia (Figure 24). During the year, imports decreased to 587,070 tonnes worth RM5.51 billion from 750,333 tonnes worth RM6.84 billion in the previous year.

Table 25: Aluminium-based product components and number of establishments by state, 2016

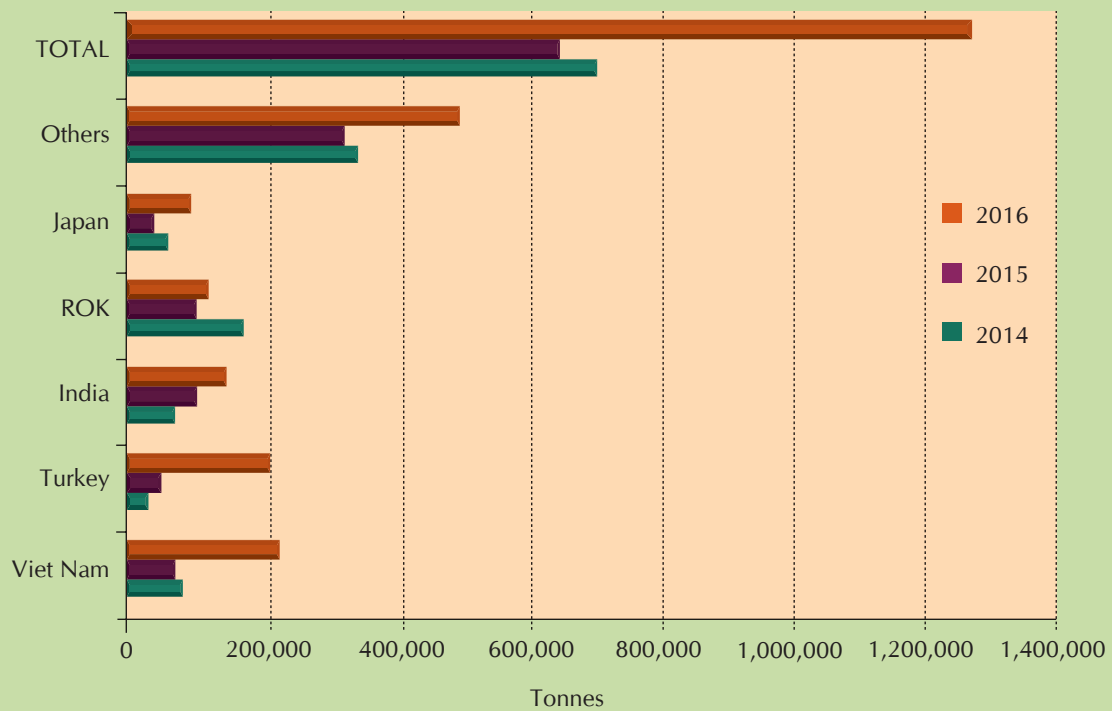
Products Group	Product Component	Number of Establishments									
		Pulau Pinang	Perak	Selangor	WP Kuala Lumpur	Negeri Sembilan	Melaka	Johor	Sarawak	Sabah	Total
Alluminium-based products	Aluminium structural products	2	-	2	1	-	-	1	-	-	6
	Aluminium extrusions	1	-	5	-	1	-	1	1	-	9
	Aluminium ingots and aluminium alloy ingots	-	1	2	-	-	1	1	1	-	6
	Aluminium foils and containers	1	1	3	-	1	1	-	-	-	7
	Aluminium billets	-	-	1	-	-	-	-	1	-	2
	Aluminium castings and die cast parts	-	-	2	-	-	-	2	-	-	4
	Aluminium powder	-	-	1	-	-	-	-	-	-	1
	Others	1	2	10	-	-	2	4	-	-	19
Total		5	4	26	1	2	4	9	3	-	54

Source: FMM, 2016

Table 26: Exports and imports of aluminium-based products, 2014 – 2016

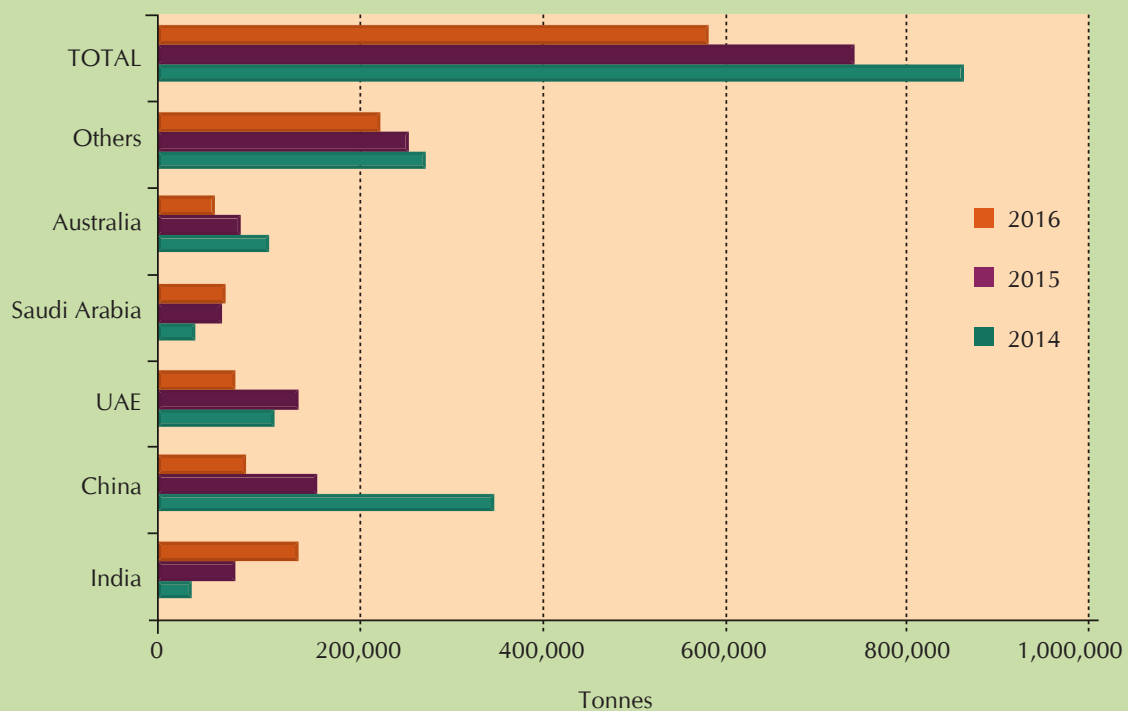
Commodity	Trade	2014		2015		2016 ^p	
		Tonnes	Value (RM billion)	Tonnes	Value (RM billion)	Tonnes	Value (RM billion)
Aluminium (SITC: 684)	Export	700,991	5.46	654,467	5.48	1,272,601	9.22
	Import	866,730	7.06	750,333	6.84	587,070	5.51

Source: Final External Trade Statistics 2016, DOSM



Source: Final External Trade Statistics 2016, DOSM

Figure 23: Exports of aluminium-based products by country, 2014 – 2016



Source: Final External Trade Statistics 2016, DOSM

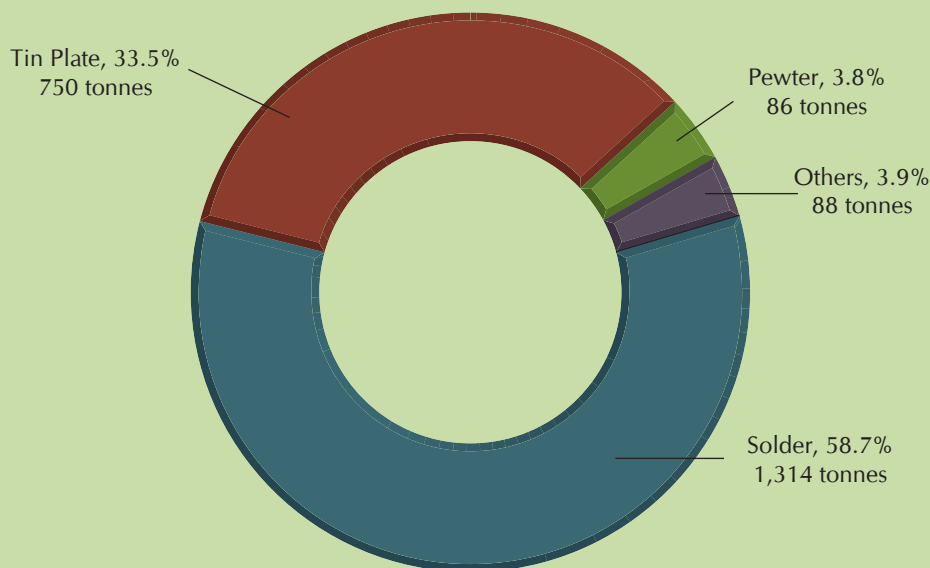
Figure 24: Imports of aluminium-based products by country, 2014 – 2016

4.3 TIN-BASED INDUSTRY

REVIEW OF THE MALAYSIAN TIN INDUSTRY

Tin price in 2016 showed a recovery towards year end after a recession in the previous year. While most of the commodity prices saw a recovery in 2016, tin prices showed significant strides compared with the rest of the metals. Tin price averaged in 2016 on the KLTM increase 9% to USD17,528 per tonne compared to the previous year. Global demand and tightening supply was increased due to the enforcement of the restricting environmental degradation and prohibiting mineral ores exports to raw form from major tin producer such as Indonesia, Philippines and China. However, Malaysian tin-in-concentrate production in 2016 was down slightly by 1.3% to 4,071 tonnes.

In 2016, the total domestic consumption of tin metal by the tin-based industries surged by 17.8% to 2,238 tonnes in 2016 from 1,900 tonnes in the previous year. The consumption of tin by users in Malaysia were in solder (58.7%), tin plate (33.5%), pewter (3.8%) and other tin-based manufacturing industries (3.9%) as shown in Figure 25. The tin consumption by the solder industry increased to 1,314 tonnes from 1,133 tonnes, tin plate industry increased to 750 tonnes from 608 tonnes, pewter industry decreased marginally to 86 tonnes from 77 tonnes where as tin metal consumption in other domestic manufacturing industry rose to 88 tonnes from 82 tonnes recorded in 2015.



Source: & Malaysia Smelting Corporation Berhad, 2016

Figure 25: Tin metal consumption by usage, 2016

In 2016, referring to FMM, there were 19 tin-based establishments in Malaysia. The number of tin metal and tin-based products

manufacturers operating in the country by state is shown in Table 27 and list of producers is shown in Appendix 19.

Table 27: Tin-based product components and number of establishments by state, 2016

Products Group	Product Component	Number of Establishments									
		Pulau Pinang	Perak	Selangor	WP Kuala Lumpur	Negeri Sembilan	Melaka	Johor	Sarawak	Sabah	Total
Tin-based products	Solder	-	1	2	-	-	-	-	-	-	3
	Pewter	-	-	-	2	-	-	-	-	-	2
	Tin ingots	1	-	-	-	-	-	-	-	-	1
	Tin plate	-	1	2	-	-	-	1	-	-	4
	Tin can	1	-	7	-	-	-	1	-	-	9
	Total	2	2	11	2	-	-	2	-	-	19

Source: FMM, 2016

Malaysia Smelting Corporation Berhad (MSC) is the world's second largest and the sole tin smelter in Malaysia. MSC's financial performance 2016, saw a revival in following a recovery in the global tin industry. For the financial year ended 31 December 2016, MSC has registered a profit after tax of RM34.3 million a significant reversal from the loss-making positions in the previous two years. This was achieved on the back of approximately RM1.5 billion of revenue, which is largely similar to the Group's revenue achieved in the financial year ended 31 December 2015 (Annual Report MSC, 2016).

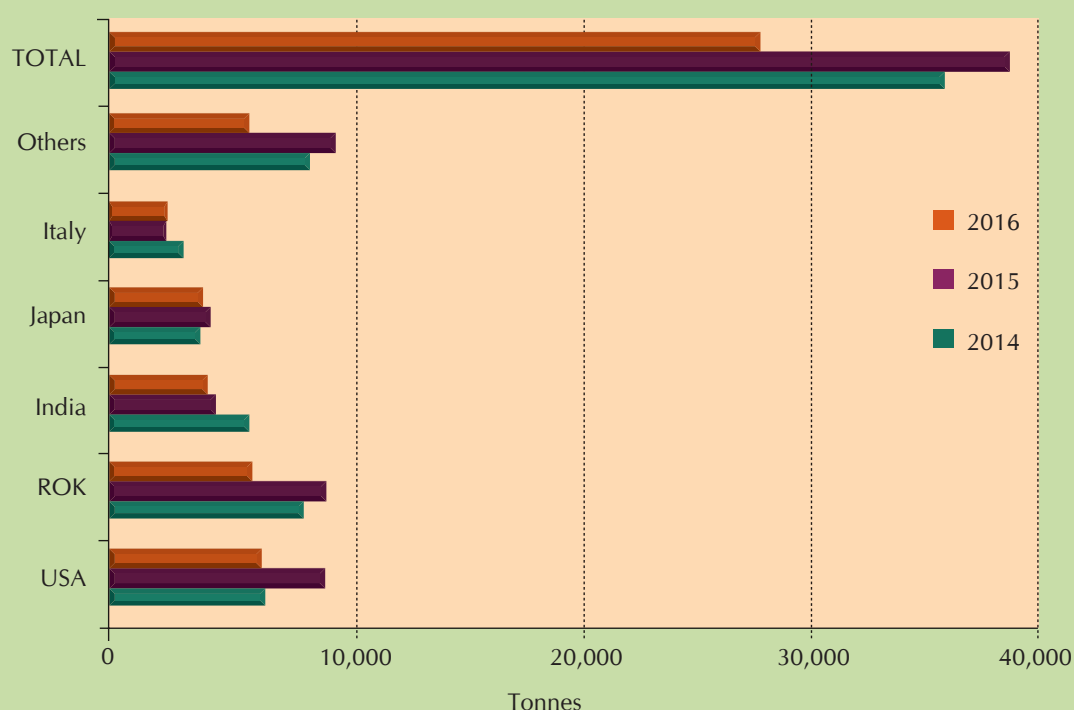
External Trade

In 2016, Malaysian exports of tin metal showed a negative growth amidst a recovery of global tin price. Export of tin metal decreased by 28.3% from 38,319 tonnes in 2015 to 27,470 tonnes in 2016 (Table 28). Malaysian major export destinations for tin metal include USA, Republic of Korea, India, Japan and Italy, which all showed decreasing trend of exports from Malaysia (Figure 26).

Table 28: Exports and imports of tin-based products, 2014 – 2016

Commodity	Trade	2014		2015		2016 ^p	
		Tonnes	Value (RM million)	Tonnes	Value (RM million)	Tonnes	Value (RM million)
Tin-metal (SITC: 687.110.000)	Export	35,221	2,523.55	38,319	2,351.61	27,470	1,952.70
	Import	8,199	491.47	2,506	164.24	2,830	208.57
Tin-based (SITC: 687)	Export	38,042	2,690.31	40,789	2,511.72	31,159	2,157.02
	Import	19,196	1,257.04	5,821	376.24	6,313	485.68

Source: Final External Trade Statistics 2016, DOSM

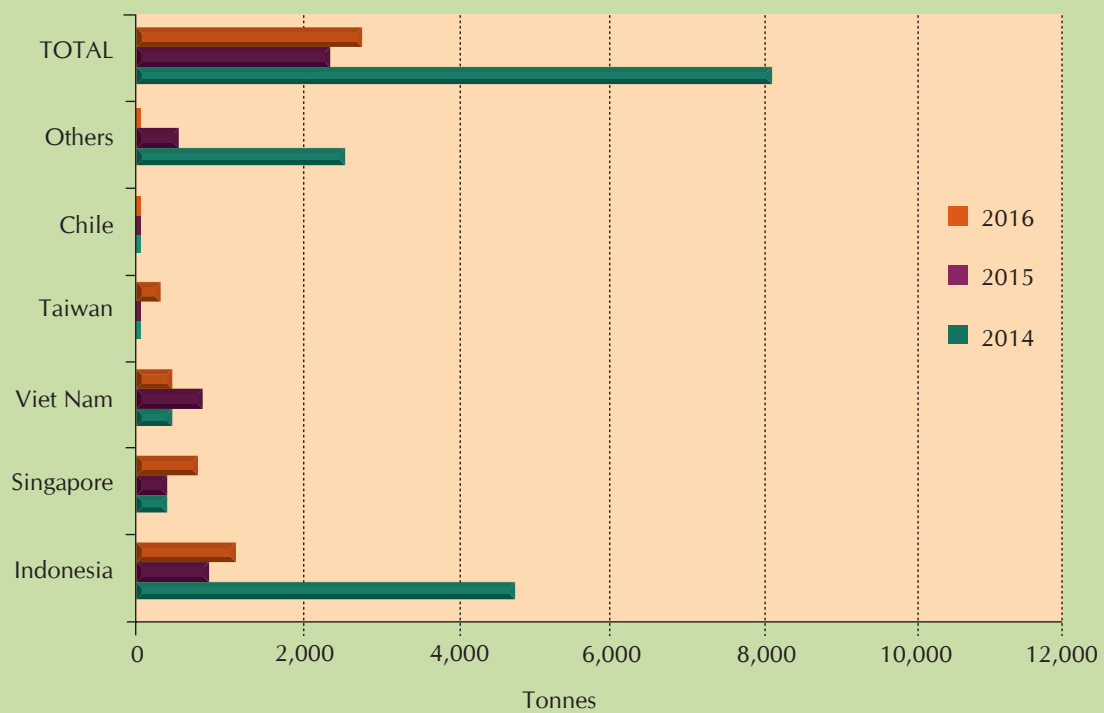


Source: Final External Trade Statistics 2016, DOSM

Figure 26: Exports of tin metal, 2014 – 2016

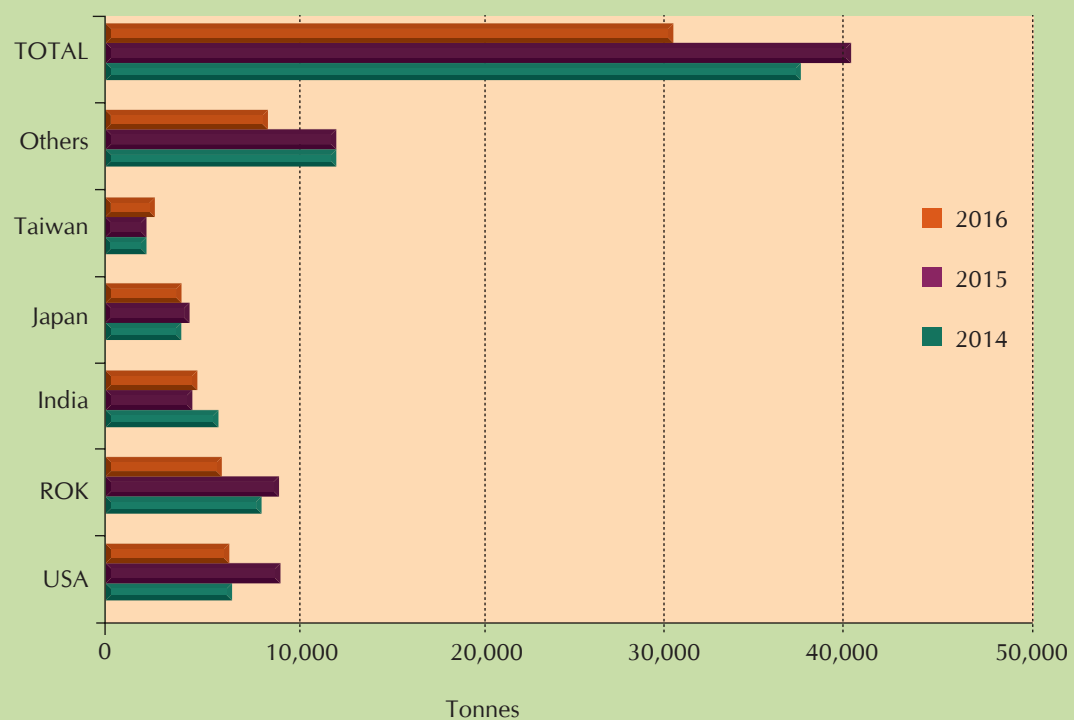
On the other hand, Malaysian import of tin metal increased by 13% from 2,506 tonnes worth RM164.24 million in 2015 to 2,830 tonnes worth RM208.57 million in 2016. Indonesia was the leading major import source followed by Singapore, Viet Nam, Taiwan and Chile (Figure 27).

Meanwhile, exports of tin-based products in 2016 recorded a decline of 23.6% to 31,159 tonnes worth RM2,157.02 million from 40,789 tonnes worth RM2,511.72 million in the previous year. The major export destinations were USA, Republic of Korea, India, Japan and Taiwan (Figure 28).



Source: Final External Trade Statistics 2016, DOSM

Figure 27: Imports of tin metal, 2014 – 2016

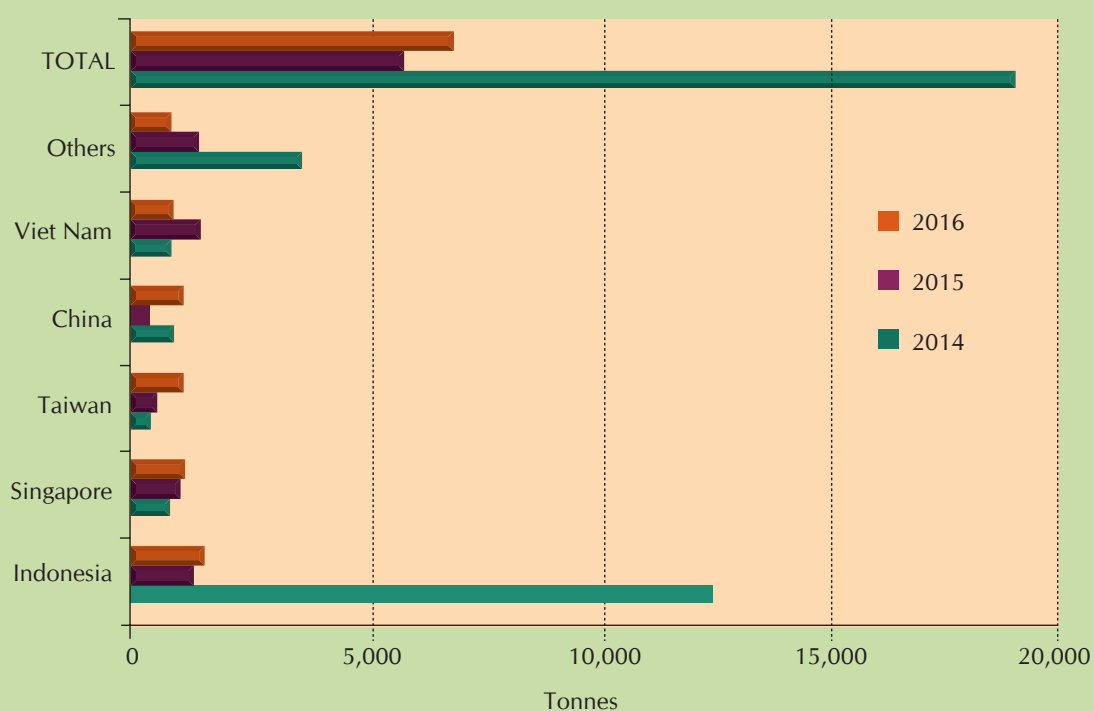


Source: Final External Trade Statistics 2016, DOSM

Figure 28: Exports of tin-based products, 2014 – 2016

Imports of tin-based products in 2016 experienced a slight recovery. The imports increased by 8.5% to 6,313 tonnes worth RM485.68 million compared with 5,821

tonnes worth RM376.24 million in 2015. The major import sources include Indonesia, Singapore, Taiwan, China and Viet Nam (Figure 29).



Source: Final External Trade Statistics 2016, DOSM

Figure 29: Imports of tin-based products, 2014 – 2016

4.4 COPPER-BASED INDUSTRY

REVIEW OF THE MALAYSIAN COPPER-BASED INDUSTRY

The copper industry plays an important role to the global economy. The copper industry provides benefits to not just the companies mining copper but even spurs employment in both local and regional economies for a wide range of jobs, from plumbers and electricians to automotive workers and electronic equipment manufacturers.

At the beginning of the year 2016 copper prices was recorded at moderate level but recovered substantially by the end of the year with average price on the LME were RM20,186 per tonnes. The International Copper Study Group (ICSG) projected that in 2016, global refined copper consumption and production would be essentially balanced. Global copper mine production in 2016 reached 20.2 million

tonnes with world copper smelter production reached around 19.0 million tonnes. Mean while, world refinery production in 2016 increased to 23.4 million tonnes with world refined copper usage reached 23.0 million tonnes.

Malaysian copper industry consisting of manufacturing fabricated products such as tubes, foils, pipes and wire. In this report, the copper production data were not available and solely based on the commodity trade data.

Malaysian copper-based products can be broadly divided into four groups based on products types as follows:

- Wire/bare wire/enamelled wire
- Rods/bars
- Tubes/pipes
- Foils

Table 29: Copper-based product components and number of establishments by state, 2016

Products Group	Product Component	Number of Establishments								
		Pahang	Pulau Pinang	Selangor	Negeri Sembilan	Melaka	Johor	Sarawak	Sabah	Total
Copper-based products	Copper wire/bare copper wire/enamelled copper wire	1	1	7	2	4	3	-	1	19
	Copper tubes	-	-	3	1	-	-	-	-	4
	Copper rods	-	-	-	-	-	1	-	-	1
	Copper foils	-	-	1	-	-	-	-	-	1
	Others	-	3	5	-	2	7	1	1	19
	Total	1	4	16	3	6	11	1	2	44

Source: FMM, 2016

Based on the FMM directory, there were 44 companies involved in the production of copper-based products in the country as listed in Appendix 20 compared with 42 companies in the previous year. The number of copper-based products manufacturers according to states as shown in Table 29.

EXTERNAL TRADE

The performance of Malaysian exports of refined copper in 2016 increased slightly

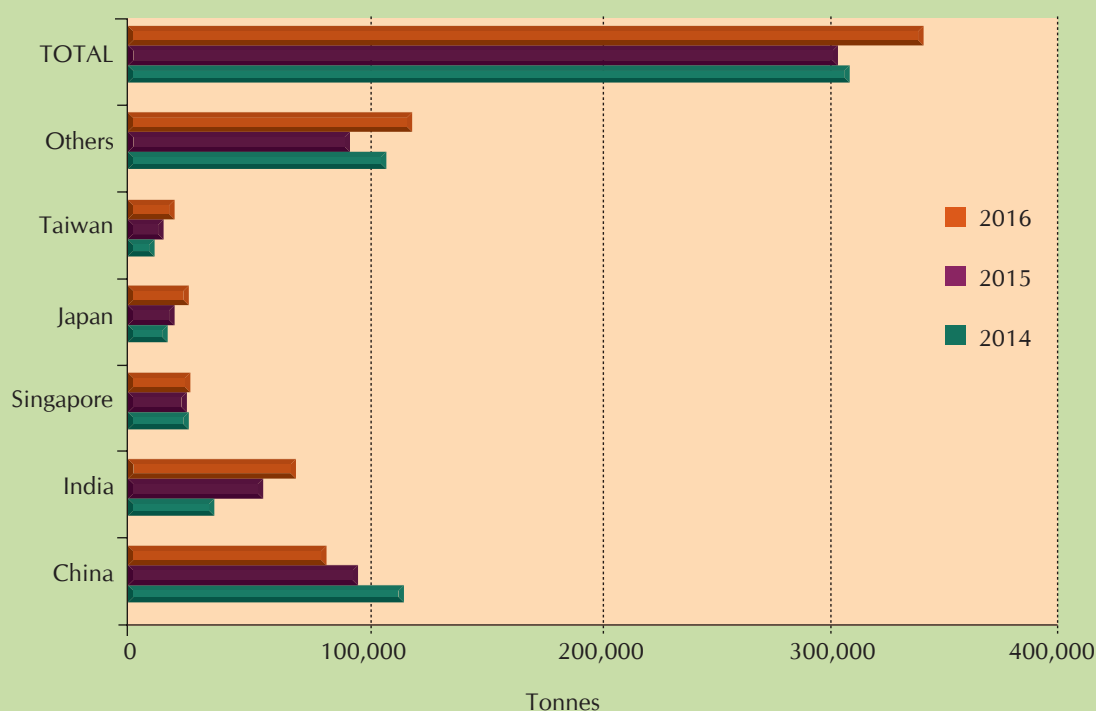
by 12.4% to 340,178 tonnes from 302,641 tonnes in 2015 (Table 30). This was due to the increased in exports destinations to India, Singapore, Japan and Taiwan except to China (Figure 30).

Total imports of copper-based products in 2016 declined slightly by 2.5% to 483,543 tonnes compared to 496,151 tonnes registered in 2015. Major imports countries of copper-based products were from Indonesia, Australia, China, Japan and India (Figure 31).

Table 30: Exports and imports of copper-based products by country, 2014 – 2016

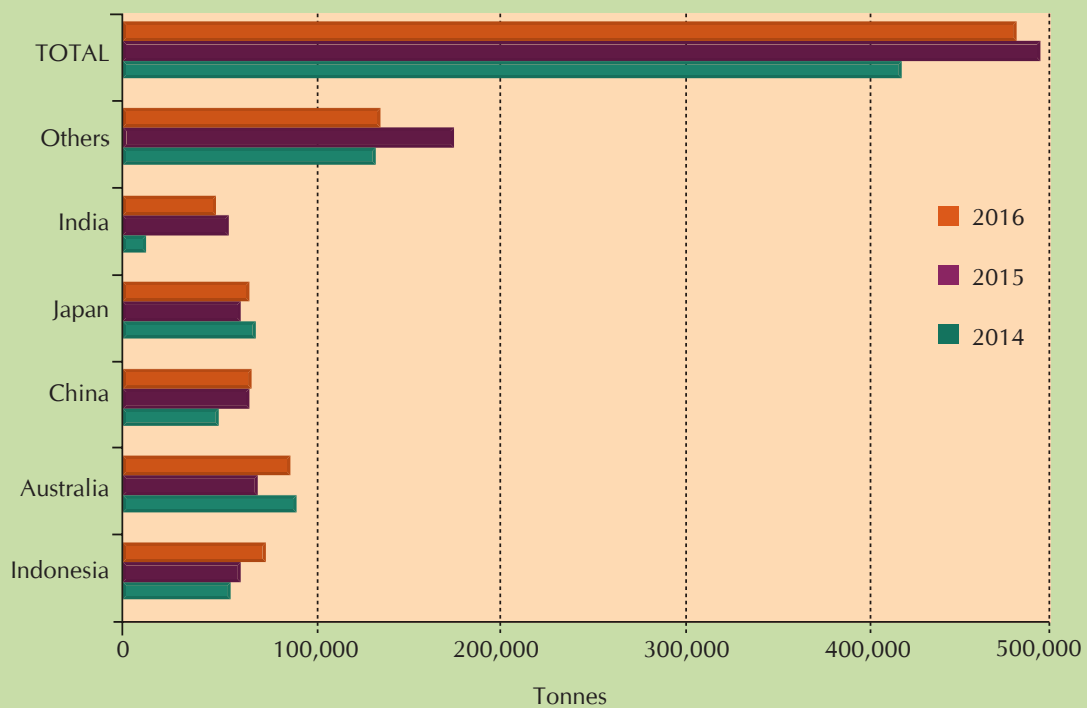
Commodity	Trade	2014		2015		2016 ^p	
		Tonnes	Value (RM billion)	Tonnes	Value (RM billion)	Tonnes	Value (RM billion)
Copper-based (SITC: 682)	Export	308,306	6.92	302,641	7.00	340,178	7.101
	Import	421,378	10.16	496,151	11.68	483,543	10.79

Source: Final External Trade Statistics 2016, DOSM



Source: Final External Trade Statistics 2016, DOSM

Figure 30: Exports of copper-based products by country, 2014 – 2016



Source: Final External Trade Statistics 2016, DOSM

Figure 31: Imports of copper-based products by country, 2014 – 2016

APPENDICES

APPENDICES

DIRECTORY OF MINERAL-BASED INDUSTRIES IN MALAYSIA 2016

Appendix 1: Clay bricks manufacturers

NO.	COMPANY NAME	ADDRESS	CONTACT NO.	PRODUCT NAME
1.	Batu Bata Kah Wee Sdn. Bhd.	Bt. 1½, Jln. Kangkar Senangar, 83500 Parit Sulong, Johor	Tel: 07-4187225/ 5946/6180/8960 Fax: 07-4186180	Clay brick
2.	Kangkar Raya Batu Bata Sdn. Bhd. (Subsidiary Of Kia Lim Berhad)	Factory: Bt. 1½, Jln. Kangkar Senangar, 83500 Parit Sulong, Johor Office: Wisma Ng. Hoo Tee, 79, Jln. Muar, 83500 Parit Sulong, Johor	Tel: 07-4186230/49 Fax: 07-418751	Clay brick/ clay roofing
3.	Sykt Kia Lim Kilang Batu Bata Sdn. Bhd. (Subsidiary of Kia Lim Berhad)	Factory: Bt. 1½, Jln. Kangkar Senangar, 83500 Parit Sulong, Johor Office: Wisma Ng. Hoo Tee, 79, Jln. Muar, 83500 Parit Sulong, Johor	Tel: 07-4186230/49 Fax: 07-4187517	Clay brick/ pavers/facing bricks/lock
4.	Sykt Hanura Sdn. Bhd.	Bt. 6, Jln. Muar, Parit Ya'ani, 83710 Yong Peng, Johor	Tel: 07-4846333 Fax: 07-4846753	Clay brick
5.	Yong Peng Batu Bata Berhad	Bt. 6, Jln. Muar, Parit Ya'ani, 83710 Yong Peng, Johor	Tel: 07-4846888 Fax: 07-4846999	Clay brick
6.	Batu-Bata Muar Sdn. Bhd.	Bt. 35¼, Jln. Air Hitam, 81000 Kulai, Johor	Tel: 07-6611120	Clay brick
7.	Chip Heng Brick Industry (M) Sdn. Bhd.	Factory: Lot 323, Jln. Gelang Patah, Bt. 15, 81120 Gelang Patah, Johor Office: 49/49A, Jln. Inang 1, Tmn. Skudai, 81300 Johor Bahru, Johor	Tel: 07-5103933/133 Fax: 07-5103922	Clay brick/ solid
8.	Deluxe Premium Bricks Sdn. Bhd	Factory: Lot 225, Jalan Kpg. Tui, Bukit Kepong, 84030 Muar, Johor	Tel: 06-9710797 Fax: 06-9710796	Clay brick
9.	Hap Seng Clay Products Sdn. Bhd. (Hock Lam Batu Bata Sdn. Bhd.)	Bt. 36, Jln. Air Hitam, 81000 Kulai Jaya, Johor	Tel: 07-6512325 Fax: 07-6511046	Clay brick
10.	Unipertiwi Sdn. Bhd.	Factory: Batu 8, Jalan Batu Pahat, 86007 Kluang, Johor	Tel: 07-7596796 Fax: 07-5797753	Clay brick
11.	Maybricks Sdn. Bhd.	No. 6451, Bt. 36, Bkt. Batu, Jln. Air Hitam, 81000 Kulai, Johor	Tel: 07-6511022/ 07-6511186/2210 Fax: 07-6512818	Clay brick
12.	Gian Shing Kilang Batu Bata Sdn. Bhd.	Factory: Bt. 55, Jln. Johor, Air Hitam, Johor Office: 43E, Jln. Mangga Kassipillay, Off Jln. Ipoh, 51200 Kuala Lumpur.	Tel: 06-7581159 (F) 03-40412382 (O) Fax: 07-4436735 (F) 03-40430291 (O)	Clay brik
13.	Hoe Guan Brickworks Sdn. Bhd.	Factory: Bt. ¼, Jln. Kluang, 86100 Air Hitam, Johor Office: 11-12, Jln. Tengku Mahkota Ismail, 86000 Kluang, Johor	Tel: 07-7581013 Fax: 07-7712671	Clay brick
14.	Batu Bata Hupe Soon Sdn. Bhd.	81, Bt. 55½, Jln. Johor, 86100 Air Hitam, Johor	Tel: 07-7581463	Clay brick
15.	Seng Lee Brickworks (M) Sdn. Bhd.	86, Bt. 8, Jln. Batu Pahat, P.O. Box 50, Kluang, Johor	Tel: 07-7595880 07-75956796 Fax: 07-7597753	Clay brick

APPENDICES

DIRECTORY OF MINERAL-BASED INDUSTRIES IN MALAYSIA 2016

Appendix 1: Clay bricks manufacturers (cont.)

NO.	COMPANY NAME	ADDRESS	CONTACT NO.	PRODUCT NAME
16.	Claybricks & Tiles Sdn. Bhd.	Factory: Bt. 5, Jln. Mawai, 81900 Kota Tinggi, Johor Office: 15A & B, Jln. Kuning Dua, Tmn. Pelangi, 80400 Johor Bahru, Johor	Tel: 07-3315003 Fax: 07-8816070	Clay brick/ block/facing bricks/paver
17.	Perniagaan Chip Seng	Lot 172, Jln. Kota Tinggi, Johor	Tel: 019-7794785	Clay brick
18.	Great Wall Brick Work (M) Sdn. Bhd.	Lot 4642, Bt. 5, Jln. Kampong Sawah, 81500 Pekan Nenas, Johor	Tel: 07-6994724/5 Fax: 07-6991285/ 07-6994724/4725	Clay brick
19.	Nam Mah Brick Makers Sdn. Bhd.	Lot 2884, Bt. 23½, Jln. Pontian - Johor Bahru Ulu Choh, 81500 Pekan Nanas, Johor	Tel: 07-6991908 Fax: 07-6994479	Clay brick
20.	Jementah Batu Bata Sdn. Bhd.	Factory: Bt. 12, Jln. Segamat, Jementah, 85000 Segamat, Johor Office: No 12, Jln. Kiambang Off Jln. Genuang, 85000 Segamat, Johor	Tel: 07-9313639 Fax: 07-9311520	Clay brick
21.	Kian Leong Brickworks Sdn. Bhd.	Factory: Bt. 4, Jln. Gemang, Segamat, Johor Office: P.O Box, 26-C, Bkt. Siput, 85020 Segamat, Johor	Tel: 07-9434294/59 Tel: 07-9434259 Fax: 07-9431180	Clay brick
22.	Oriental Brick Works Sdn. Bhd.	Factory: Lot 3334, Bt. 13, Jln. Labis, Tenang, 85030 Segamat, Johor Office: Suite 8-01, Wisma Sia Her Yam, Jln. Ros, 85000 Segamat, Johor	Tel: 07-9279729(F) 07-9311101(O) Fax: 07-9311122	Clay brick
23.	Brick Dotcom (Johor) Sdn. Bhd.	Lot 303, Jln. Segamat, 85300 Segamat, Johor	Tel: 07-9279199 Fax: 07-9270788	Clay brick
24.	Wawasan Batu-Bata Sdn. Bhd.	148, Bt. 1½, Jln. Buloh Kasap, 85000 Segamat, Johor	Tel: 07-9371386	Clay brick
25.	Bukit Batu Brickmills Sdn. Bhd.	Bukit Batu, Johor	Tel: 07-6512168 Fax: 07-6512169	Clay brick
26.	Nice Brick Sdn. Bhd.	55 1/2, Jln Johor, Ayer Hitam, Simpang Renggam, Johor	Tel: 07-7582278	Clay brick
27.	Zong Ke Bricks Sdn. Bhd.	PTD 7923 & 7924, Batu 35 1/2, Jln Johor-Air Hitam, 81000 Kulai, Johor	Tel: 016-3190156	Clay brick
28.	Chong Kiat Enterprise	Factory: Lot 192, Mk. Air Puteh, Padang Lembu, Pendang, Kedah Office: 206-E, Pekan Lama, 08300 Gurun, Kedah	Tel: 04-486225 Fax: 04-4681480	Clay brick
29.	Lee Boon Brickworks Sdn. Bhd.	Factory: Lot 3139, Pokok Tai, Jenun, Pendang, Kedah Office Address: 15/12, Tmn. Gurun Jaya, 08300 Gurun, Kedah	Tel: 04-4686466 Fax: 04-4686466	Clay brick
30.	Teh Ban Huat Brickworks	Factory: Lot 2390, Sidam Kiri, 09400 Kuala Muda, Kedah Office: 2390, Sidam Kiri, 09400 Kuala Muda, Kedah	Tel: 04-4850377 Fax: 04-4850377	Clay brick

APPENDICES

DIRECTORY OF MINERAL-BASED INDUSTRIES IN MALAYSIA 2016

Appendix 1: Clay bricks manufacturers (cont.)

NO.	COMPANY NAME	ADDRESS	CONTACT NO.	PRODUCT NAME
31.	Pin Long Brickworks Sdn. Bhd.	127-A, Sg. Seluang Bawah, Lunas, Kulim, Kedah	Tel: 04-4844272	Clay brick
32.	Shin Teong Lee Brick Ind. Sdn. Bhd.	Factory: Lot 1622 & 1624, Ekor Kucing, 09400 Padang Serai, Kedah Office: 338-D, Jln. Kuala Ketil, 08000 Sungai Petani, Kedah	Tel: 04-4212140 Fax: 04-4852418	Clay brick
33.	Kim Ma Supertiles Sdn. Bhd.	Factory: 918, Guar Petai, Padang Menora, Tasik Gelugor, Pulau Pinang Office: 110, 1st Floor, 44 Jln. Limbongan, Off Jln. Chain Ferry, 12100 Butterworth, Pulau Pinang	Tel: 04-5733761	Clay brick
34.	Seng Sun Sdn. Bhd.	Factory/Office: 1235, Jalan Bukit Panchor, Sungai Kecil, 14300 Nibong Tebal, Seberang Perai Selatan, P. Pinang	Tel: 04-5931129	Clay brick
35.	Kilang Bata Muhammad Hj. Yusoff	Kg. Masira, Wakaf King, 16200 Tumpat, Kelantan	Tel: 019-9374399	Clay brick
36.	Kilang Bata Che Kob Mohamad	Kg. Kok Pasir, 16200 Tumpat, Kelantan	Tel: 019-9424829	Clay brick
37.	Bata Bumi Enterprise	Kg. Padang Raja, Melor, Kota Bharu, Kelantan	Tel: 09-7833727	Clay brick
38.	Kelclay Factory	1863, Kg. Seterpa, Banggu, Kota Bharu, Kelantan	Tel: 09-7654753	Clay brick
39.	Sykt. Kilang Bata Sima	Kg. Pasir Ara, Kubang Kerian, Kota Bharu, Kelantan	Tel: 09-7652923	Clay brick
40.	KB Interlocking Brick	Kg. Sg. Baru, Peng. Chepa, Kota Bharu, Kelantan	Tel: 09-774 3266	Clay brick
41.	Sykt. Collin Engineering	Lot Pt. No. 189-192, S/22, Jln. Kuala Krai Kota Bharu, Kelantan	Tel: 09-7894743	Clay brick
42.	Intisari Asia Batu Bata (M) Sdn. Bhd.	Kg. Muka Bukit, Machang, Kelantan	Tel: 019-9113977	Clay brick
43.	Kraf Atap Singhora (Perusahaan Che Jah Bt. Ab. Rahman)	Kg. Pengkalan Baru, Tawang, Bachok, Kelantan		Roofing Tiles/ Clay brick
44.	Swee Hoe Brick Works Sdn. Bhd.	Lokasi Kilang: Batu Jong, Alamat Pejabat; Lot 118 Mukim Kuala Nal, Daerah Mengekebang, 18000 Kuala Krai		Clay brick
45.	Ho Brother Brick Supply	Lokasi Kilang: Lot 3950 Jln, Stapunal, Bt. Jong, 18000 Kuala Krai		
46.	Original Clay Industries Sdn. Bhd.	Lot 2614, Mukim Off Kesang, Kesang Pajak, Alor Gajah, Melaka	Tel: 06 – 5296103/ 012-7735389 Fax: 06 – 5296104	Clay brick
47.	Thai Huai Brickworks Sdn. Bhd.	Lot 495, Bt. 4, Jalan Jelebu, 71770 Seremban, Negeri Sembilan	Tel: 06-67623306	Clay brick

APPENDICES

DIRECTORY OF MINERAL-BASED INDUSTRIES IN MALAYSIA 2016

Appendix 1: Clay bricks manufacturers (cont.)

NO.	COMPANY NAME	ADDRESS	CONTACT NO.	PRODUCT NAME
48.	Kilang Batu Bata Tanah Mas Sdn. Bhd.	PT 2370, Jalan Ulu Juasseh, Kampung Sri Jemapoh, 72000 Kuala Pilah, Negeri Sembilan	Tel: 06-4811669	Clay brick
49.	Bukit Maju Bricks Sdn. Bhd	Factory: No. 28 B, Kg. Sg. Tawang, Negeri Sembilan Office: 197, Jln. Tung Yam, 72000 Kuala Pilah, Negeri Sembilan	Tel: 06-64818168	Clay brick
50.	Buka Mata Bata Bata Sdn. Bhd.	Bt. 6½, Jln. Rompin, Kg. Klebang, Bahau, Jempol, Negeri Sembilan	Tel: 06-4554100	Clay brick
51.	Power Bricks Sdn. Bhd.	Lot 266, Bt. 35½, Jln. Pahang, Batu Kikir, Negeri Sembilan		Clay brick
52.	Leong Huat Brickworks Sdn. Bhd.	Bt. 2, Jalan Seremban - Port Dickson, Port Dickson, Negeri Sembilan	Tel: 06-6511461	Clay brick
53.	Syarikat Batu Bata Tenai	Factory: Jln. Ayer Kuning, Gemencheh, Negeri Sembilan Office: No 23-1, Bt. 15, Jln. Buluh Kasap, Segamat, Johor	Tel: 06-4316202	Clay brick
54.	NS Cements Sdn. Bhd.	Lot. 3323, Mukim Kepis, Kuala Jelai, 72100 Bahau, Negeri Sembilan	Tel: 06-4532401	Clay brick
55.	BM Bricks Sdn. Bhd.	Lot. 6768, Kilang Batu 6, Jalan Terentang, Ulu Juasseh, Kuala Pilah, Negeri Sembilan	Tel: 06-4810209	Clay brick
56.	Kilang Batu Bata Hap Kee Sdn. Bhd.	Bt. 18, Jln. Manchis Karak, Sri Telemong, 28620 Bentong, Pahang	Tel: 016-2119870 Fax: 016-3290971	Clay brick
57.	Kim Lian Thong Industries Sdn. Bhd.	Bt. 3, Jln. Kubur China, Teriang, Pahang Office: 12, Jln. J, Tmn. Batu Off Jln. Kuching, 52000 Kuala Lumpur	Tel: 09-2556036	Clay brick
58.	Lian Heng Trading Co.	Bt. 2, Jln. Temerloh, Teriang, Pahang	Tel: 09-2554449 Fax: 09-2553529	Clay brick
59.	Bee Leong Brickworks Sdn. Bhd.	Factory: Bukit Sagu Kuantan, Pahang Office: A - 783, Jln. Teluk Sisek, 25000 Kuantan, Pahang	Tel: 09-5680288 Fax: 09-5384872	Clay brick
60.	Kuantan Brick Sdn. Bhd.	Factory: Kg. Baru Seri Pandan Pancing Timur, Pahang Office: Peti Surat 30, Jaya Gading, 26070 Kuantan, Pahang	Tel: 09-5421481 Fax: 09-5421518	Clay brick
61.	Syarikat Kilang Batu Bata Chan Seong Corporation Sdn. Bhd.	Bt. 58 Jln. Kuantan, 27000 Jerantut, Pahang	Tel: 09-2662243 Fax: 09-2665115	Clay brick
62.	Wenta Brickworks Sdn. Bhd.	Lot 1758, Bt. 1½, Jln. Jerantut, 27300 Benta, Pahang	Tel: 09-3238473 Fax: 09-3239428	Clay brick

APPENDICES

DIRECTORY OF MINERAL-BASED INDUSTRIES IN MALAYSIA 2016

Appendix 1: Clay bricks manufacturers (cont.)

NO.	COMPANY NAME	ADDRESS	CONTACT NO.	PRODUCT NAME
63.	Deluxe Brickworks Sdn. Bhd.	Factory: Lot 1442, Kampung Sang Lee, Tras, Raub, Pahang Office: 21-1, Jln. Tiara 3, Bandar Baru, 41150 Klang, Selangor	Tel: 03-3343309/ 09-3615448 Fax: 03-33433211	Clay brick
64.	Kilang Batu Bata KYH Sdn. Bhd.	Bt. 7 Jln. Karak, 28400 Mentakab, Pahang	Tel: 09-2771815 Fax: 09-2773082	Clay brick
65.	Kilang Batu Bata Hap Kee Sdn. Bhd.	Batu 18, Jln Manchis Karak, Sri Telemong, 28620 Bentong, Pahang	Tel: 016-2119870 Fax: 09-2311233	Clay brick
66.	JTI Sdn. Bhd.	Lot 65294, Bt. 5, Jln. Gopeng-Batu Gajah, Kg. Pengkalan Baru, 31300 Kg. Kepayang, Perak	Tel: 05-3663041 Fax: 05-3651168	Clay brick
67.	Sin Thow Joo Brickworks Sdn. Bhd.	Lot 226283, Persiaran 2, Taman Mas, Hulu Chepor, 31200 Chemor, Perak	Tel: 05-2018888 Fax: 05-2018833	Clay brick
68.	Thow Joo Brickworks Sdn. Bhd.	Bt. 8¾, Jln. Kuala Kangsar, 31200 Chemor, Perak	Tel: 05-2012688 Fax: 05-2012568	Clay brick
69.	Xin Gu Non Burnt Bricks Sdn. Bhd.	Lot 70528, Mukim Belanja, Daerah Kinta 31000 Batu Gajah, Perak	Tel: 05-2412969 Fax: 05-2536910	Clay brick
70.	Kilang Batu Bata Serbaneka Sdn. Bhd.	Lot 21158, Bt. 25, Jln. Jalong Tinggi, 31100 Sungai Siput, Perak	Tel: 05-2419693 Fax: 05-2535988	Clay brick
71.	Seng Hwa Brick Kiln Sdn. Bhd.	Lot 4003, Kg. Salak Station, 31050 Sungai Siput, Perak	Tel: 05-7576340 Fax: 05-7577902	Clay brick
72.	Teh Chin Hock & Brothers, Sdn. Bhd.	Batu 39½, Jalan Beruas - Ayer Tawar, Kg. Tengah, 32400 Beruas, Perak	Tel: 05-8085460 Fax: 05-8086846	Clay brick
73.	ML Brickworks Sdn. Bhd.	PT 1160, Kg. Kuala Bikam, Jalan Bidor - Teluk Intan, 35500 Bidor, Perak	Tel: 05-4272829 Fax: 05-2018833	Clay brick
74.	Solotrac Industries Sdn. Bhd. (Kilang Batu Bata Papar)	Factory: PL12233, KM25, Jalan Lama Penampang-Papar, Papar, Sabah Office: Lot 9, 2nd. Floor, Block A, Plaza Grand Millenium, Jalan Pintas Penampang, 88200 Penampang, Sabah	Tel: 088-731878 Fax: 088-731879	Clay brick
75.	Kien Nan Industrial Co. Sdn. Bhd.	Factory: KM27, Jalan Papar Lama, Kawang Papar, Sabah Office: 87, Gaya Street, 88000 Kota Kinabalu or P.O. Box 11271, 88814 Kota Kinabalu, Sabah	Tel: 088-221177/ 088-750084 Fax: 088-221527	Clay brick
76.	Keningau Bricks Sdn. Bhd.	Factory: Bt. 22, Jalan Tenom-Keningau, Sabah Office: LHC Shell Locked Bag 13, SM123, 89009 Keningau, Sabah	Tel: 087-303697 Fax: 087-336041 Tel: 087-303697	Clay brick
77.	Tiong Cheong Brick Sdn. Bhd.	Factory: Kg. Bakut, Bt. 18, Jalan Tuaran, Sabah Office: P.O. Box 952, 89207 Tuaran, Sabah	Tel: 088-788591/ 088-793482 Fax: 088-793526	Clay brick

APPENDICES

DIRECTORY OF MINERAL-BASED INDUSTRIES IN MALAYSIA 2016

Appendix 1: Clay bricks manufacturers (cont.)

NO.	COMPANY NAME	ADDRESS	CONTACT NO.	PRODUCT NAME
78.	Teck Guan Industries Sdn. Bhd.	Factory: KM44, Jalan Tawau-Kunak, Sabah Office: P.O. Box 33, 91007 Tawau, Sabah	Tel: 089-775566 Fax: 089-769955	Clay brick
79.	Ng Sian Hap Trading (Sabah) Sdn. Bhd.	KM29, Kg. Bakut, Jln Tuaran, 89208 Tuaran, Sabah	Tel: 088-788460 Fax: 088-788168	Clay brick
80.	Hap Seng Clay Products Sdn. Bhd.	KM22, Jln Tuaran, Kg. Bukit Giling, 88450 Kota Kinabalu, Sabah	Tel: 088-490482 Fax: 088-492645	Clay brick
81.	Sin On Tiku Brick Factory Sdn. Bhd.	KM3.8, Jln Tanjung Batu Laut, 91000 Tawau, Sabah	Tel: 089-764499 Fax: 089-911302	Clay brick
82.	Adat Tiara Sdn. Bhd.	Bt. 5, Jalan Oya, 9600 Sibul, Sarawak	Tel: 012-8988198	Clay brick
83.	ALAT Binaan dan Bata Lawas	Tgkt. 1, Lot 435, Batu ¼, Jalan Trusan, 98850 Lawas	Tel: 085-283565 Fax: 085-285565	Clay brick
84.	Bintangor Brickworks Co.	No. 18, Jalan Wharf, 96500 Bintangor, Sarawak	Tel: 019-8869733	Clay brick
85.	Blooming Way Sdn. Bhd.	Lot 262, 2nd Floor, South Yu Sang Road, P.O. Box 1654, 98008 Miri, Sarawak	Tel: 085-411553	Clay brick
86.	Chieng Sons Brick Works Sdn. Bhd.	No. 4, Jalan River, 98000 Miri, Sarawak		Clay brick
87.	Gilang Gemilang Batu-Bata Enterprise	Tingkat 2, No. 20, Jalan Apollo, 96000 Sibul, Sarawak	Tel: 084-329968	Clay brick
88.	Sun Liang Industry Sdn. Bhd.	Tingkat 1, Lot 1433, Lorong 5, 98000 Krokop, Miri, Sarawak	Tel: 016-8707701	Clay brick
89.	Huat Hing Enterprise Co.	No 1G, Lorong Gelama 4C, 96000 Sibul, Sarawak	Tel: 086-391102	Clay brick
90.	Jin Lin Brick Works Sdn. Bhd.	7½ Mile, Bintulu - Miri Road, P.O. Box 1654, 97000 Bintulu, Sarawak	Tel: 086-391102	Clay brick
91.	Jing Huat Brick (Miri) Sdn. Bhd.	Tingkat 2, Lot 1986, Jalan Lambir, 98000 Miri, Sarawak	Tel: 085-406143	Clay brick
92.	Jong Jung Hieng Enterprise Sdn. Bhd.	No. 538, Kpg. Tg. Durian, Siniawan, 94000 Bau, Sarawak	Tel: 082-699830	Clay brick
93.	Ju Tak Enterprise Sdn. Bhd.	Jalan Mahsuri, Lorong Chew Siik Hiong 3, 96000 Sibul, Sarawak	Tel: 084-216750 Fax: 084-216750	Clay brick
94.	Jung Kuo Sdn. Bhd.	No. 45-47, Jln. Tun Ahmad Zaidi Adruce, 93400 Kuching, Sarawak	Tel: 016-8868096 Fax: 082-413529	Clay brick
95.	Kim Poh Brick Works Sdn. Bhd.	P.O. Box 2785, 93754 Kuching, Sarawak	Tel: 082-868628 Fax: 082-868626	Clay brick
96.	Kitang Brick Work Sdn. Bhd.	Lot 2684, 1934, Tg. Durian, Bt. 13½, Jalan Kuching-Bau, 94000 Bau, Sarawak	Tel: 082-382166 Fax: 082-382166	Clay brick
97.	Kitang Cons. Sdn. Bhd.	Lot 3302, Bt. 11½, Jalan Ulu Oya, 96000, Sibul, Sarawak	Tel: 012-8889957	Clay brick

APPENDICES

DIRECTORY OF MINERAL-BASED INDUSTRIES IN MALAYSIA 2016

Appendix 1: Clay bricks manufacturers (cont.)

NO.	COMPANY NAME	ADDRESS	CONTACT NO.	PRODUCT NAME
98.	Kwong Yung Brick Factory Sdn. Bhd.	Km 6, Jalan Bintangor-Kelupu, 96500 Bintangor, Sarawak	Tel: 084-336306 Fax: 084-336360	Clay brick
99.	Li Nguon Bricks Factory Sdn. Bhd.	P.O. Box 261, 93704, Kuching, Sarawak	Tel: 082-699104 Fax: 082-699104	Clay brick
100.	Maliya Jbrick Sdn. Bhd.	Lot 154A, Blok 226, Batu 4½, Jln Penrissen, 93250 Kuching, Sarawak	Tel: 082-454849	Clay brick
101.	Mokpo Brick (Kuching) Sdn. Bhd.	No. 255, Lot 2556, Block 1D, Lrg. 1, Off Jln. Rock, Central Park Commercial Centre 93250, Kuching, Sarawak	Tel: 082-615351	Clay brick
102.	Mokpo Brick (Serian) Sdn. Bhd.	No. 255, Lot 2556, Block 1D, Lrg. 1, Off Jalan Rock, Central Park Commercial Centre, 93250, Kuching, Sarawak	Tel: 082-867899 Fax: 082-867885	Clay brick
103.	Mokpo Brick (Sibu) Sdn. Bhd.	Tingkat 1, No. 51, Pusat Tanah Wang, Jalan Pedada, 96000 Sibu, Sarawak	Tel: 084-366061	Clay brick
104.	Oil City Ind. Co.	Lot 51, Km 1, Jalan Lutong-Kuala Baram, 98007 Miri, Sarawak	Tel: 085-663677 Fax: 085-659477	Clay brick
105.	Encoplex Sdn. Bhd.	Lot 830, Km 1, Jalan Pakan, 96100 Sarikei, Sarawak	Tel: 013-8448198	Clay brick
106.	Prime Harmony Sdn. Bhd.	P.O. Box A1181, 93824 Kuching, Sarawak	Tel: 082-381209	Clay brick
107.	Rehome Brick Factory	Lot 187, Section 47, Jalan Song Thian Cheok, 93100 Kuching, Sarawak	Tel: 082-381718 Fax: 082-381718	Clay brick
108.	Simanggang Brick Factory Co.	P. S. 98, 95007 Sri Aman, Sarawak	Tel: 083-322557 Fax: 082-322557	Clay brick
109.	Solid Brickworks Mukah Co.	53, Tingkat 2, Pusat Tanahwang, Jln Pedada, 96000 Sibu, Sarawak	Tel: 084-345625 Fax: 084-318303	Clay brick
110.	Sungai Pinang Bricks Factory Sdn. Bhd.	Tingkat Bawah, Lot 5683, Kwong Ming Park, Jalan Pending, 93450 Kuching, Sarwak	Tel: 082-342166 Fax: 082-330166	Clay brick
111.	Sykt. Kilang Batu Bata Wah Kheng Han	P. S. 233, 95008 Sri Aman, Sarawak	Tel: 083-322982 Fax: 083-322982	Clay brick
112.	Tak Hui Industrial Sdn. Bhd.	No. 28B, Lrg. 4, Jalan Taho, 96000 Sibu, Sarawak	Tel: 084-326299	Clay brick
113.	Top Edges Brick Factory Sdn. Bhd.	Kg. Lambuak, Jalan Tedungan, 98700 Limbang, Sarawak	Tel: 085-211319 Fax: 085-238502	Clay brick
114.	Vastor Enterprise (Sarawak) Sdn. Bhd.	Sublot 11, Off Parent, Lot 271, Block 32, Kemena Land Districk, 97000 Bintulu, Sarawak	Tel: 016-8707369	Clay brick
115.	Yong Kiong Industrial Corp. Sdn. Bhd.	Lot 1225, S. Rait, Bakam, 98000 Miri, Sarawak	Tel: 019-8156755	Clay brick

APPENDICES

DIRECTORY OF MINERAL-BASED INDUSTRIES IN MALAYSIA 2016

Appendix 1: Clay bricks manufacturers (cont.)

NO.	COMPANY NAME	ADDRESS	CONTACT NO.	PRODUCT NAME
116.	Yuan Hua Brick Supplier	Jalan Merutun-Baji, 96100 Sarikei, Sarawak	Tel: 083-332982 Fax: 083-322882	Clay brick
117.	Standard Bricks Sdn. Bhd.	Lot 5895, Km 10, Jalan Bintulu - Miri, P.O.Box 406, 97008 Bintulu, Sarawak	Tel: 019-7142222	Clay brick
118.	APMC Sdn. Bhd.	Lot 3847 (OC9), Mukim Rawang, Jln Kilang, 48000 Rawang, Selangor	Tel: 03-60916711/4	Clay brick
119.	Bricks Dotcom Sdn. Bhd.	Factory: No. 1065, Jalan KL - Ipoh, Mukim Kerling, 44100 Kerling, Selangor Office: 59-1, Jalan Kampung Pandan, 55100 Kuala Lumpur	Tel: 03-92851278 Fax: 03-92851277	Clay brick
120.	Qi-Bricks (M) Sdn. Bhd.	Factory: GM 3718 Lot 452, GM 3719 Lot 453, GM 3707 Lot 454, Serendah, Selangor Office: Lot 42-52, Off 39th km KL - Ipoh Highway, 48200 Serendah, Selangor	Tel: 03-60812806	Clay brick
121.	Yap Khay Cheong Brickworks Sdn. Bhd.	Factory: GM 4317 Lot 278, Batang Kali, Selangor Office: No. 229 Jalan Segambut, 52100 Kuala Lumpur	Tel: 03-62586221	Clay brick
122.	Kim Tee Brickworks Industry Sdn. Bhd.	Factory: Lot 1086-C, Bt. 22½, Jln. Sg. Lalang, 43500 Semenyih, Selangor Office: 5A, Jalan. Yong Shock Lin, Seksyen 52, New Town Centre, 46200 Petaling Jaya, Selangor	Tel: 03-87242399 Fax: 03-87242398	Clay brick
123.	Hong Kee Trading	Factory: Lot 3280, Mukim Hulu Yam, Hulu Selangor, Selangor Office: No. 149-1-1, Jalan Matang 2, Off Jalan Kuching, 51200 Kuala Lumpur	Tel: 03-62535422	Clay brick
124.	Sg Long Brick Sdn. Bhd.	Batu 3/4, Jln Hulu Langat, 43100 Hulu Langat, Selangor	Tel: 03-90212400 Fax: 03-90212425	Clay brick
125.	Sg Choh Building Supply Sdn. Bhd.	Factory: GRN 56749 Lot 1957, Mukim Serendah, Hulu Selangor Office: Lot 195A, Jalan Sungai Choh, Rawang, Selangor		Clay brick
126.	Kilang Batu Bata Hap Kee Trading Sdn. Bhd.	Factory: HS(D) 4088 Lot 4450, Mukim Serendah, Hulu Selangor Office: No. 17, Jalan Besar, Kepong, Selangor	Tel: 03-62803520	Clay brick
127.	Wira Bricks Sdn. Bhd.	Factory: Lot 4557, Kampung Sungai Serai, Rawang Office: No. 21-B, Jln Tengku Ampuan Zabedah, Shah Alam	Tel: 012-293805	Clay brick
128.	Dendang Bata Industries Sdn. Bhd.	Factory: Lot 1138, Kg. Pendang, 23200 Dungun, Terengganu Office: K-16, Jalan Baru Pak Sabah, 23000 Dungun, Terengganu	Tel: 09-6171815	Clay brick

APPENDICES

DIRECTORY OF MINERAL-BASED INDUSTRIES IN MALAYSIA 2016

Appendix 1: Clay bricks manufacturers (cont.)

NO.	COMPANY NAME	ADDRESS	CONTACT NO.	PRODUCT NAME
129.	Lingai Bata Sdn. Bhd.	Factory: Bt. 16, Kg. Sg. Ikan, Jln. Kelantan, 21060 Kuala Terengganu, Terengganu Office: Bt. 16, Kg. Sg. Ikan, Jalan Kelantan, 21060 Kuala Terengganu, Terengganu	Tel: 03-79814638	Clay brick
130.	Permint Binabahan Sdn. Bhd.	Factory: Bt. 19½, Jalan Kelantan, 21050 Kuala Terengganu, Terengganu Office: Bt. 19½, Jln. Kelantan, 21050 Kuala Terengganu, Terengganu	Tel: 09-6888335	Clay brick
131.	Syarikat Bina Brick Sdn. Bhd.	Factory: Bt. 10¾, Tepoh, Jalan Kelantan, 21060 Kuala Terengganu, Terengganu Office: Bt. 10¾, Tepoh, Jalan Kelantan, 21060 Kuala Terengganu, Terengganu	Tel: 09-6622335	Clay brick
132.	Syarikat Keluarga Jaya	Factory: Bt. 11, Tepoh, Jalan Batu Rakit, 21060 Kuala Terengganu, Terengganu Office: Bt. 11, Tepoh, Jalan Bt. Rakit, 21060 Kuala Terengganu, Terengganu	Tel: 09-6625935	Clay brick
133.	Marang Brickworks Sdn. Bhd.	Kg. Pulau Kerengga, 21600 Marang, Terengganu	Tel: 09-9849939	Clay brick

APPENDICES

DIRECTORY OF MINERAL-BASED INDUSTRIES IN MALAYSIA 2016

Appendix 2: Clay pipes/sewage pipes/drain tiles manufacturers

NO.	COMPANY NAME	ADDRESS	CONTACT NO.	PRODUCT NAME
1.	Johor Pipe Company (JPC) (Company of Claytan Group)	Bt. 57, Jalan Johor, 86100 Air Hitam, Kluang, Johor	Tel: 07-7581202 Fax: 07-7581185	Vitrified clay pipe
2.	JPC-Intan Sdn. Bhd. (Company of Claytan Group)	Bt. 57, Jalan Johor, 86100 Air Hitam, Kluang, Johor	Tel: 07-7581201 Fax: 07-7581175	Vitrified clay pipe
3.	Sia Hock Soon (M) Sdn. Bhd.	Bt. 4, Jalan Mersing, 86000 Kluang, Johor	Tel: 07-7737346	Vitrified clay pipe
4.	Ban Soong Heng Sdn. Bhd.	Lot 77, Jln. Utama, Taman Seramik Chemor, 31200 Chemor, Perak	Tel: 05-2015594 Fax: 05-2017398	Clay pipe/ drain tile
5.	BSH Pottery Sdn. Bhd.	Pt 145341, Jalan Chepor 11/8, Taman Seramik Chemor, 31200 Chemor, Perak	Tel: 05-2018982 Fax: 05-2018931	Sewage pipe
6.	Cheap Lie Pottery Sdn. Bhd.	Lot 2269, Kaw. Perindustrian Bercham, 31400 Ipoh, Perak	Tel: 05-5479276 Fax: 05-5479276	Sewage pipe
7.	Chong Ah Kow Pottery Sdn. Bhd.	PT 138028, Lot 178, Changkat Kinding 31250 Tanjong Rambutan, Perak	Tel: 05-2014069 Fax: 05-2014069	Drain tile
8.	G.S. Pottery Sdn. Bhd. (Atasa Jaya Sdn. Bhd.)	Lot 6589, Batu ½, Jalan Bercham, 31250 Tanjong Rambutan, Perak	Tel: 05-5333002 Fax: 05-5333087	Drain tile
9.	Hing Loong Pottery Industry	Lot 23258, Kg. Pengkalan Baru, 31300 Kg. Kepayang, Perak	Tel: 05-3572979	Sewage pipe/ drain tile
10.	I & P Clay Products Sdn. Bhd.	Lot 3235, Kawasan Perindustrian Bercham, 31400 Ipoh, Perak	Tel: 05-5478586 Fax: 05-5473321	Drain tile
11.	JTI Sdn. Bhd.	Lot 65294, Batu 5, Jalan Gopeng - Batu Gajah, Kg. Pengkalan Baru, 31300 Kg. Kepayang, Perak	Tel: 05-3663041 Fax: 05-3651168	Clay pipe/ drain tile
12.	Lee Seng Huat Sdn. Bhd.	Lot 3, Jalan Chepor 11/5, Taman Seramik Chemor, 31200 Chemor, Perak	Tel: 05-2012292 Fax: 05-2014528	Clay pipe/ drain tile
13.	Sin Woh Seng Clay	B-14, Batu 2, Jalan Kuala Kangsar 30010 Ipoh, Perak	Tel: 05-5063661	Sewage pipe/ drain tile
14.	Teong Huat Clay Products Sdn. Bhd.	Lot 79, Jalan Chepor 11/7, Taman Seramik Chemor, 31200 Chemor, Perak	Tel: 05-2012716 Fax: 05-2012329	Sewage pipe
15.	Tho Joo Seng Kiln	Batu 7, Jalan Bidor - Teluk Intan, 35500 Bidor, Perak	Tel: 012-5650466 Fax: 05-4331415	Sewage pipe/ drain tile
16.	Ayer Tawar Clay Products Sdn. Bhd.	Lot 5069, Batu 42½, Jalan Beruas, Kg. Kedah, 32400 Ayer Tawar, Perak	Tel: 05-6728310 Fax: 05-6728310	Sewage pipe/ drain tile/ subsoil pipe
17.	Sunway VCP Sdn. Bhd.	Lot 6489 & 6490, Batu 6, Jalan Kapar, 42100 Klang, Selangor	Tel: 03-32915288 Fax: 03-32915388	Vitrified clay pipe

APPENDICES

DIRECTORY OF MINERAL-BASED INDUSTRIES IN MALAYSIA 2016

Appendix 3: Wall/floor/mosaic/terracotta tiles manufacturers

NO.	COMPANY NAME	ADDRESS	CONTACT NO.	PRODUCT NAME
1.	Alpha Yi-Lai Tiles Industry Berhad	Lot 7020, Bt. 23, Jalan Air Hitam, 81000 Kulai, Johor	Tel: 07-6522652 Fax: 07-6524633	Wall/floor tiles
2.	Niro Ceramic (M) Sdn. Bhd.	PLO 419 - 421, Jalan Emas 2, Kawasan Perindustrian Pasir Gudang, 81700 Pasir Gudang, Johor	Tel: 07-2515811 Fax: 07-2215812	Wall/floor tiles
3.	White Horse Ceramic Industries Sdn. Bhd. (Company Of White Horse Berhad)	PLO 464, Jalan Gangsa, Kawasan Perindustrian Pasir Gudang, 81700 Pasir Gudang, Johor	Fax: 07-2518855/ 07-2525382/ 07-2525380	Wall/floor tiles
4.	Guocera Tile Industries (Member Of Hong Leong Group Malaysia)	Lot 201, Jalan Mengkibol, 86000 Kluang, Johor	Tel: 07-7724720/ 07-7723599 Fax: 07-7723598	Wall/floor/ mosaic tiles
5.	Malaysian Mosaics Berhad	Factory 1: Batu 3 1/4, Jalan Mersing, 86000 Kluang, Johor Factory 2: Batu 4, Jalan Batu Pahat, 86000 Kluang, Johor Factory 3: Batu 4, Jalan Batu Pahat, 86000 Kluang, Johor Office: 1-A, Jalan 205 Off Jalan Tandang, 46050 Petaling Jaya, Selangor	Tel: 03-7827333(O) Tel: 07-7721219/ 07-7761406(F) Fax: 07-7761380	Wall/floor/ mosaic tiles
6.	Kim Hin Ceramic (Seremban) Sdn. Bhd.	Lot 10807, Kawasan Perindustrian Tunku Jaafar, P.O. Box 171, 70720 Seremban, Negeri Sembilan	Tel: 06-6774609 Fax: 06-6771812	Wall/floor tiles
7.	Kim Hin Ceramic 2 (Formerly Johan Ceramic Sdn. Bhd.)	No. 32, Lorong Gajus, Kawasan Perindustrian Senawang, P.O Box 237, 70720 Seremban	Tel: 06-6671836	Wall/floor tiles
8.	Ceramica Indah Sdn. Bhd.	Bt. 4½, Jalan Kong Phing, 93250 Kuching, Sarawak	Tel: 082-451567 Fax: 082-452135	Wall/floor tiles
9.	Sinar Tile Industries Sdn. Bhd.	Lot 621, Block 11, Senggi Poak L. D., Tanjong Durian, Kuching-Bau Road, 94000 Bau, Sarawak	Tel. : 082-593399	Wall/ floor tiles
10.	Guocera Tile Industries (Meru) Sdn. Bhd.	Lot 11832, Bt. 5 ½, Jalan Meru, 41050 Klang, Selangor.	Tel: 03-33927623 Fax: 03-33927612	Wall/floor tiles
11.	Prestige Ceramic Sdn. Bhd.	Lot 1115, Bt. 15, Jalan Puchong, 47100 Puchong, Selangor	Tel: 03-80625388 Fax: 03-80631418	Wall/floor tiles
12.	Seacera Tiles Bhd.	Lot 16428, Km. 14, Jalan Ipoh, Kawasan Perindustrian Selayang, 68100 Batu Caves, Selangor	Tel: 03-61362494 Fax: 03-61362495	Wall/floor tiles

APPENDICES

DIRECTORY OF MINERAL-BASED INDUSTRIES IN MALAYSIA 2016

Appendix 4: Roofing tiles manufacturers

NO.	COMPANY NAME	ADDRESS	CONTACT NO.	PRODUCT NAME
1.	Golden Clay Industries Sdn. Bhd. (Subsidiary of Golden Clay Enterprise Sdn. Bhd.)	Lot 8481, Bt 6½, Parit Yaani, 83710 Yong Peng, Johor	Tel: 07-4846018/9 Fax: 07-4846801	Clay Roofing Tiles
2.	Terreal (M) Sdn. Bhd.	No. 2, Jln. Teknologi 8, Kaw. Perindustrian Mengkilob, 86000 Kluang, Johor	Tel: 07-7751300 Fax: 07-7751305	Clay Roofing Tiles
3.	Monier Roofing Tiles Sdn. Bhd.	Lot 96, Bt. 52 ¼, Jln. Johor, Mk. Machap, 86200 Simpang Renggam, Johor	Tel: 07-7541800 Fax: 07-7541799	Concrete Roofing Tiles
4.	Hume Roofing Products Sdn. Bhd.	Lot 96, Bt. 52¼, Jln. Johor, Mukim Machap, 86200 Simpang Renggam, Johor	Tel: 07-7541800 Fax: 07-7541799	Concrete Roofing Tiles
5.	Acotec Sdn. Bhd.	KM76, Jln Ipoh-Butterworth, Peti Surat 27, 34700 Simpang, Perak	Tel: 05-8915770 Fax: 05-8915769	Concrete Roofing Tiles
6.	Hume Roofing Products Sdn. Bhd. (Malex Industrial Products Sdn. Bhd)	Lot 127220, Kawasan Perindustrian Kanthan, 31200 Chemor	Tel: 05-2015532 Fax: 05-2015822	Concrete Roofing Tiles
7.	Monier Roofing Tiles Sdn. Bhd.	Lot 37554, Batu ¾, Jalan Bercham, Tg. Rambutan, 31400 Ipoh	Tel: 05-3460603 Fax: 05-2013126	Concrete Roofing Tiles
8.	Monier Roofing Tile Sdn. Bhd.	Lot 79, Persiaran 11, Perusahaan Bakar Arang, 08000 Sg. Petani, Kedah	Tel: 04-4215255 Fax: 04-4217720	Concrete Roofing Tiles
9.	Lama Tile (Utara) Sdn. Bhd.	Lot 704, Jalan Estate, MK13, Juru, 14000 Bukit Mertajam, P. Pinang	Tel: 04-5016161/ 04-50166163	Concrete Roofing Tiles
10.	Frontier Rooftiles Sdn. Bhd.	Lot 704, Jalan Estate, MK13, Juru, 14000 Bukit Mertajam, P. Pinang	Tel: 04-5016161/ 04-50166163	Concrete Roofing Tiles
11.	Kraf Atap Singhora (Perusahaan Che Jah Bt. Ab. Rahman)	Kg. Pengkalan Baru, Tawang, Bachok, Kelantan		Clay Roofing Tiles/ Clay brick
12.	Monier Roofing Tile Sdn. Bhd.	Batu 16, Jalan Gambang, 26300 Kuantan	Tel: 09-5497251 Tel: 03-20700600 Fax: 09-5497002	Concrete Roofing Tiles
13.	Lama Tile (Sarawak) Sdn. Bhd.	Lot 195, Blok 237, BatuKitang Road, 93250 Kuching, Sarawak	Tel: 082-612233 Fax: 082-613006	Concrete Roofing Tiles
14.	Poh Yong Tiles Industries Sdn. Bhd.	Lot 2 & 5, Blok 231, KNLD Sg. Bandan, Kpg. Sandong, Jalan Stephen Yong, 93250 Kuching, Sarawak	Tel: 082-374150 Faks: 082-374154	Clay Roofing Tiles
15.	Sabu Development	Bt. 8, Jln Bkt. Kitang, 93250 Kuching, Sarawak	Tel: 082-415006	Concrete Roofing Tiles
16.	Sarawak Consolidated Industries Berhad (SCIB)	Lot 830, Blok 7, Jln. Demak Laut, 93050 Pending, Kuching, Sarawak		Clay Roofing Tiles
17.	Batu Arang Bricks & Tiles Sdn. Bhd.	Lot 13, Jalan Besar, 48100 Batu Arang, Selangor	Tel: 03-60352223 Fax: 03-60352672	Clay Roofing Tiles

APPENDICES

DIRECTORY OF MINERAL-BASED INDUSTRIES IN MALAYSIA 2016

Appendix 4: Roofing tiles manufacturers (cont.)

NO.	COMPANY NAME	ADDRESS	CONTACT NO.	PRODUCT NAME
18.	Monier Roofing Tiles Sdn. Bhd.	Lot 4432, Jalan Dengkil-Banting, 43800 Sepang Office: Wisma Monier, No. 66, Jalan Ampang, 50450 Kuala Lumpur	Tel: 03-87686361	Concrete Roofing Tiles
19.	PKNS Engineering & Construction Berhad	Factory: No. 3, Jalan 3, Kawasan Perusahaan Bandar Baru, Salak Tinggi, 43900 Sepang, Selangor Office: No. 02-25, Tingkat 2, Kompleks PKNS Shah Alam, Persiaran Tasik, 40505 Shah Alam, Selangor	Tel: 03-55194877(O) 03-87061613(F) Fax: 03-55103902(O)/ 03-87061961(F)	Clay Roofing Tiles

Appendix 5: Refractory bricks manufacturers

NO.	COMPANY NAME	ADDRESS	CONTACT NO.	PRODUCT NAME
1.	Firebrick Industries (M) Sdn. Bhd.	Batu 11½, Jalan Pusing - Seputih, 31550 Pusing, Perak	Tel: 05-2881009 Fax: 05-2881918	Firebricks / Refractory mortar
2.	Isolite Insulating Firebricks Sdn. Bhd.	Lot 1, 2 & 3, Jalan Chepor 11/2, Taman Seramik Chemor, 31200 Chemor, Perak	Tel: 05-2012187 Fax: 05-2012953	Firebricks
3.	Pacific Refractory Industries Sdn. Bhd.	Lot 54, Medan Tasek, Kaw. Perindustrian Tasek, 31400 Ipoh, Perak	Tel: 05-5461977 Fax: 05-5474748	Refractory mortar
4.	Vesuvius Malaysia Sdn. Bhd.	Lot PT 11693, Jalan Pelabuhan Utara, Kawasan Industri Bandar Sultan Sulaiman, 42000 Pelabuhan Kelang, Selangor	Tel: 03-31760508	Refractory bricks/clay brick

APPENDICES

DIRECTORY OF MINERAL-BASED INDUSTRIES IN MALAYSIA 2016

Appendix 6: Ceramic tableware and porcelain manufacturers

NO.	COMPANY NAME	ADDRESS	CONTACT NO.	PRODUCT NAME
1.	Oriental Ceramics Sdn. Bhd. (Company of Claytan Group)	600, Jalan Kluang, 83000 Batu Pahat, Johor	Tel: 07-4343880 Fax: 07-4315000	Tableware
2.	Claytan Fine China (Tableware) Sdn. Bhd. (Company of Claytan Group)	Bt 57, Jalan Johor, 86100 Air Hitam, Kluang, Johor	Tel: 07-7583200 Fax: 07-7582915	Tableware
3.	Miyao Toki (M) Sdn. Bhd.	67, Kulim Industrial Estate, 09000 Kulim, Kedah	Tel: 04-4892433	Tableware
4.	Cheap Seng Pottery Sdn. Bhd.	Lot 2269, Jalan Bercham, Kg. Bercham, 31400 Ipoh, Perak	Tel: 05-5478936 Fax: 05-5475040	Tableware/ decorative ware
5.	Mahir Sentosa Sdn. Bhd.	Plot 22387, Bt. 13, Jalan Kuala Kangsar, 31200 Chemor, Perak	Tel: 05-2015748 Fax: 05-2016292	Tableware/ decorative ware
6.	SOA (M) Sdn. Bhd.	Plot 7, Jln. Bemban, Kawasan Perindustrian Bemban, 31000 Batu Gajah, Perak	Tel: 05-3668852 Fax: 05-3668854	Tableware/ decorative ware
7.	Lavender Ceramic Sdn. Bhd.	No. 27 & 28, Laluan Industri 2, Kaw. Perindustrian Siputih, 31560 Siputih, Batu Gajah, Perak	Tel: 05-3676262 Fax: 05-3676262	Tableware/ decorativeware
8.	T.S. Ceramic (M) Sdn. Bhd.	Lot 14, Jalan Perusahaan 5/2, Kawasan Perusahaan Beranang, 43700 Beranang, Selangor	Tel: 03-87667861/ 03-87667862/3/4 Fax: 03-87667860	Tableware/ decorative ware
9.	Inhesion Industrial (M) Sdn. Bhd.	Lot 6083 & 6084, Jln. Haji Abdul Manan, Off Persiaran Hamzah Alang, 42200 Klang, Selangor	Tel: 03-33927045 Fax: 03-33927535	Tableware/ decorative ware
10.	Sweet Touch Ceramic Sdn. Bhd.	No. 4 & 6, AU 3/16, 68000 Ampang, Selangor	Tel: 03-41052300 Fax: 03-41516179	Tableware/ decorativeware
11.	Ng Sian Hap Earthenware Factory Sdn. Bhd.	No. 18, Lot 488, Lorong Then Kung Suk 4, Upper Lanang Industrial Estate, P.O.Box 1333, 96008 Sibu, Sarawak	Tel: 084-213633 Fax: 084-213845	Tableware

APPENDICES

DIRECTORY OF MINERAL-BASED INDUSTRIES IN MALAYSIA 2016

Appendix 7: Sanitary ware manufacturers

NO.	COMPANY NAME	ADDRESS	CONTACT NO.	PRODUCT NAME
1.	Clay Industries Sdn. Bhd. (Company of Claytan Group)	Bt 57, Jalan Johor, 86100 Air Hitam, Johor	Tel: 07-7581201/2 Fax:07-7581175	Sanitaryware
2.	Johor Pipe Company (Company of Claytan Group)	Bt 57, Jalan Johor, 86100 Air Hitam, Kluang, Johor	Tel: 07-7581202 Fax:07-7581185	Sanitaryware/ clay pipe
3.	T.J. Pottery Sdn. Bhd.	Lot 61, Jalan Chepor 11/7, Taman Seramik Chemor, 31200 Chemor, Perak	Tel: 05-2014525 Fax: 05-2014503	Sanitaryware
4.	Sama Sanitaryware (M) Sdn. Bhd.	Jalan Oya, 96000 Sibu, Sarawak	Tel: 084-801117 Fax: 084-803966	Sanitaryware
5.	Roca Malaysia Sdn. Bhd.	Lot 552, Lock Beg No. 212, Kawasan Perindustrian Bestari Jaya, Jalan Raja Musa 45600 Bestari Jaya, Selangor	Tel: 03-32803000	Sanitaryware

APPENDICES

DIRECTORY OF MINERAL-BASED INDUSTRIES IN MALAYSIA 2016

Appendix 8: Pottery manufacturers

NO.	COMPANY NAME	ADDRESS	CONTACT NO.	PRODUCT NAME
1.	Thau Lean Pottery	Bt. 9, Jalan Tanjung Labuh, Senggarang, 83200 Bt. Pahat, Johor	Tel: 07-4289290 Fax: 07-4289500	Pottery
2.	Aw Eng Kwang Pottery Studio	No. 13, Kg Machap, Simpang Renggam, 86200 Kluang, Johor		Pottery/ decorative ware
3.	INNO Ceramitec Sdn. Bhd.	Bt. 56, Jalan Johor Bahru, 86100 Air Hitam, Johor	Tel: 07-7583799 Fax: 07-7582648	Pottery
4.	Tao Fatt Pottery	Factory: Lot 1707, Bt 50, Kg. Machap, Simpang Rengam, Johor Office: 36, Jalan Besar, Kg. Machap, Simpang Rengam, Johor	Tel: 07-7541398 Fax: 07-7541482	Pottery/ decorative ware/ cooking pot
5.	Seribong Pottery	Lot 736, Kg. Seribong, Pasir Tumbuh, Kota Bharu, Kelantan	Tel: 09-7651643	Pottery
6.	Sri Jelapang Tembikai	Kg. Mambong, Kuala Krai, Kelantan		Pottery
7.	Temin Kraf, Bengkel Tembikar	Km. 6, Kampung Temin, 27000 Jerantut, Pahang	Tel: 09-2662837	Pottery
8.	Bao Feng Pottery Sdn. Bhd.	Lot 10, Jalan Chepor 11/1, Taman Seramik Chemor, 31200 Chemor, Perak	Tel: 05-2014712 Fax: 05-2014712	Flower pot
9.	BSH Pottery Sdn. Bhd.	Pt 145341, Jalan Chepor 11/8, Taman Seramik Chemor, 31200 Chemor, Perak	Tel: 05-5062793 Fax: 05-5060723	Flower pot
10.	Cheap Seng Pottery Sdn. Bhd.	Lot 2269, Jalan Bercham, 31400 Ipoh, Perak	Tel: 05-5478936 Fax: 05-5475040	Flower pot
11.	Chong Ah Kow Pottery Sdn. Bhd.	Pt 138028, Lot 178, Changkat Kinding, 31250 Tanjong Rambutan, Perak	Tel: 05-2014069 Fax: 05-2014069	Flower pot
12.	Cinly Seng Pottery (Ipoh) Sdn. Bhd.	Plot 75, Taman Seramik Chemor, 31200 Chemor, Perak	Tel: 05-2014205 Fax: 05-2014206	Flower pot
13.	Hang Seng Pottery Sdn. Bhd.	No. 8317-D, Bt. 2½, Jalan Kuala Kangsar, 30010 Ipoh, Perak	Tel: 05-5060506	Flower pot
14.	Kin Foong Pottery	Lot 3235, Jalan Bercham, 31400 Ipoh, Perak	Tel: 05-5480049 Fax: 05-5489928	Flower pot
15.	Lian Fatt Pottery (Prosper-Li Clay Sdn. Bhd.)	Lot 41985, Jalan Tg. Rambutan - Chemor, 31200 Chemor, Perak	Tel: 05-2016848 Fax: 05-2017948	Flower pot
16.	Man Chin Lee Pottery Works	Lot 65360, Bt. 5, Jln. Gopeng - Batu Gajah, Kg. Kepayang, 31300 Simpang Pulai, Perak	Tel: 05-5499219 Fax: 05-5060036	Flower pot
17.	Man Heng Pottery	Bt. 5, Jalan Gopeng - Batu Gajah, Kg. Kepayang, 31300 Simpang Pulai, Perak	Tel: 012-5258266	Flower pot
18.	San Chung Joo Pottery	No. 220, Bt. 2½, Jalan Kuala Kangsar, 30010 Ipoh, Perak	Tel: 012-5222285 Fax: 05-5062348	Flower pot
19.	Shee Huat Pottery (Ipoh) Sdn. Bhd.	Lot 59, Jalan Chepor 11/6, Taman Seramik Chemor, 31200 Chemor, Perak	Tel: 05-2015087 Fax: 05-2015087	Flower pot

APPENDICES

DIRECTORY OF MINERAL-BASED INDUSTRIES IN MALAYSIA 2016

Appendix 8: Pottery manufacturers (cont.)

NO.	COMPANY NAME	ADDRESS	CONTACT NO.	PRODUCT NAME
20.	Sim Kim Huat Pottery	Lot 3, Jalan Chepor 11/5, Taman Seramik Chemor, 31200 Chemor, Perak	Tel: 05-2012292 Fax: 05-2014528	Flower pot
21.	Sin Cheak Lee Pottery	Lot 11835, Jalan Bercham, Tanjong Rambutan, 31400 Ipoh, Perak	Tel: 05-5478737 Fax: 05-5478737	Flower pot
22.	Sin Cheak Seng Pottery Sdn. Bhd.	Lot 64777, Jalan Bercham, 31400 Ipoh, Perak	Tel: 05-5470317 Fax: 05-5464148	Flower pot
23.	Sin Chin Huat Pottery Sdn. Bhd.	Lot 65360, Bt. 5, Jln. Gopeng - Batu Gajah, Kg. Kepayang, 31300 Simpang Pulai, Perak	Tel: 05-5499818	Flower pot
24.	Sin Nam Seng Huat Pottery	Lot 7043, Kg. Ulu Chemor, 31200 Chemor, Perak	Tel: 012-5039023	Flower pot
25.	Sin Thai Seng Pottery Sdn. Bhd.	Lot 62, Jalan Chepor 11/7, Taman Seramik Chemor, 31200 Chemor, Perak	Tel: 05-2015011 Fax: 05-2015979	Flower pot
26.	Soon Seng Pottery	Bt. 6, Jalan Gopeng, Kg. Pengkalan Baru, 31300 Simpang Pulai, Perak	Tel: 05-3572514 Fax: 05-3573028	Flower pot
27.	Tan Guan Hong Pottery	Lot 22503, Jalan Bercham, 31400 Ipoh, Perak	Tel: 05-5463896 Fax: 05-5486722	Flower pot
28.	Yuksing Pottery Sdn. Bhd. (Hong Lean Sdn. Bhd.)	Lot 154334, Jalan Bercham, 31400 Ipoh, Perak	Tel: 05-5483188 Fax: 05-5483161	Flower pot
29.	Ngee Hong Pottery Sdn. Bhd.	Bt. 4, Peti Surat 13, Jalan Lintang, 31100 Sungai Siput (U), Perak	Tel: 05-5980124	Flower pot
30.	Kilang Pasu Hock Lee	Lot 4004, Kg. Salak Station, 31000 Sungai Siput (U), Perak		Flower pot/ latex cup
31.	Asian Pottery Sdn. Bhd.	Plot 58, Jalan Logam 3, Kawasan Perindustrian Kamunting 3, 34600 Kamunting (Taiping), Perak	Tel: 05-8911319 Fax: 05-8916737	Flower pot/ latex cup
32.	Abdul Manan Bin Sulaiman	No. 32, Kg. Pauh, Mukim Sayong, 33040 Kuala Kangsar, Perak		Sayong/ decorative ware
33.	Abdul Rahman Bin Abdullah	No. 37, Kg. Kandang Hulu, Mukim Kota Lama Kanan, 33040 Kuala Kangsar, Perak		Sayong/ decorative ware
34.	Abdul Rashid Bin Abdullah	No. 96, Kg. Enggor, Mukim Kota Lama Kanan 33040 Kuala Kangsar, Perak		Sayong/ decorative ware
35.	Abdul Razak Bin Kassim	No. 38, Kg. Pauh, Mukim Sayong, 33040 Kuala Kangsar, Perak		Sayong/ decorative ware
36.	Azrul Izwan Bin Abdul Razak	No. 31, Kg. Kepala Bendang, Mukim Sayong, 33040 Kuala Kangsar, Perak		Sayong/ decorative ware
37.	Ahmad Cukri Bin Mat Johor	No. 40C, Kg. Pauh, Sayong, Kuala Kangsar Perak	Tel: 019-4207020	Sayong
38.	Ahmad Hariri Bin Zaim	No. 79-B, Kg. Sayong, Permatang Ipoh, 33000 Kuala Kangsar, Perak	Tel: 013-5103921	Sayong

APPENDICES

DIRECTORY OF MINERAL-BASED INDUSTRIES IN MALAYSIA 2016

Appendix 8: Pottery manufacturers (cont.)

NO.	COMPANY NAME	ADDRESS	CONTACT NO.	PRODUCT NAME
39.	Ahmad Jumad Bin Kamaruddin	No. 3, Kg. Bukit Lada, Mukim Sayong, 33040 Kuala Kangsar, Perak		Sayong/ decorative ware
40.	Ahmad Razilah Bin Pandak Ismail	Lot 674, Kg. Tersusun Salak Baru, Sungai Siput (U), Kuala Kangsar, Perak	Tel: 013-5145767	Decorative ware
41.	Ahmad Roslan Bin Anjang Hashim	Kg. Kepala Bendang, Mukim Sayong, 33040 Kuala Kangsar, Perak	Tel: 017-5266576	Sayong
42.	Ahmad Safuan Bin Yaakob	Perbadanan Kemajuan Kraftangan Malaysia Cawangan Perak, Km. 40, Enggor, Kuala Kangsar	Tel: 019-5910055	Decorative ware
43.	Ahmad Zabidi Bin Abdul Rahman	No. 71, Kg. Kota Lama Kanan, Mukim Kota Lama Kanan, 33040 Kuala Kangsar, Perak		Sayong/ decorative ware
44.	Amir Hamzah Bin Hamli	No. 1, Kg. Kepala Bendang, Mukim Sayong, 33040 Kuala Kangsar, Perak	Tel: 012-5648769	Sayong
45.	Arbaaisyah Binti Yaacob	Kg. Kepala Bendang, Mukim Sayong, Kuala Kangsar, Perak	Tel: 012-5993213	Sayong
46.	Azizah Binti Mohd. Nor	No. 78, Kg. Kandang Hilir, Kota Lama Kanan, 33040 Kuala Kangsar, Perak	Tel: 013-5933947	Sayong
47.	Che Hashim Bin Yahya	Kg. Pauh, Mukim Sayong, 33040 Kuala Kangsar, Perak		Sayong/ decorative ware
48.	Chuah Chong Guan	No. 20, Jalan Dato Maharajalela, 33000 Kuala Kangsar, Perak	Tel: 016-5550322	Decorative ware
49.	Dah Binti Ngah Ishak	No. 28, Kg. Bukit Lada, Mukim Sayong, Kuala Kangsar, Perak	Tel: 017-5453040	Sayong
50.	Faizal Azhar Bin Abdul Rahman	Batu 29½, Kota Lama Kanan, 33040 Kuala Kangsar, Perak	Tel: 019-5082012	Sayong/ decorative ware
51.	Fatimah Binti Seteh	No. 373, Lorong 12, Taman Melur, Jalan Sungai Manik, 33600 Teluk Intan, Perak	Tel: 014-5200248	Decorative ware
52.	Fauziah Binti Zani	No. 40, Kg. Pauh, Mukim Sayong, 33040 Kuala Kangsar, Perak		Sayong/ decorative ware
53.	Ghazali Bin Ngah Osman	Kg. Pauh Hilir, Mukim Sayong, 33040 Kuala Kangsar, Perak		Sayong/ decorative ware
54.	Harun Bin Mat Jidin	Kg. Kepala Bendang, Mukim Sayong, 33040 Kuala Kangsar, Perak		Sayong/ decorative ware
55.	Hasfaliza Binti Zainal Abidin	Bt. 30¾, Mukim Kota Lama Kiri, 33040 Kuala Kangsar, Perak		Sayong/ decorative ware
56.	Hasrul Amri Bin Abu Hassan	Lot 49 & 50, Jalan Seramik 11/3, Taman Seramik Chemor, 31200 Chemor, Perak	Tel: 016-3121804	Flower pot

APPENDICES

DIRECTORY OF MINERAL-BASED INDUSTRIES IN MALAYSIA 2016

Appendix 8: Pottery manufacturers (cont.)

NO.	COMPANY NAME	ADDRESS	CONTACT NO.	PRODUCT NAME
57.	Ibrahim Bin Mohd. Don @ Dun	Lot 1408, Jalan Utama FELCRA, Kg. Bendang Kering, Mukim Sayong, 33000 Kuala Kangsar, Perak	Tel: 017-4613536	Decorative ware
58.	Jamilah Binti Zani	Bt. 19, Kg. Kuala Dal, Mukim Sayong, 33040 Kuala Kangsar, Perak		Sayong/ decorative ware
59.	Jariah @ Ainun Binti Hassan	Batu 23¾, Kg. Tanjong Bidara, Kg. Gajah, Perak Tengah, Perak	Tel: 05-6311514	Decorative ware
60.	Jarizawati Binti Ismail	Kg. Bukit Lada, Mukim Sayong, 30040 Kuala Kangsar, Perak	Tel: 012-4684947	Sayong
61.	Kamaruddin Bin Shamsuddin	No. 36, Kg. Bukit Lada, Mukim Sayong, 33040 Kuala Kangsar, Perak		Sayong/ decorative ware
62.	Khadijah Binti Sulaiman Abdullah	No. 78, Kg. Sayong Hulu, 33040 Kuala Kangsar, Perak	Tel: 017-5040395	Sayong
63.	Loke Su Hoong	No. 44, Persiaran Bukit Meru II, Meru Height, Jelapang, 30020 Ipoh, Perak	Tel: 012-5383199	Decorative ware
64.	Madziah Binti Ismail	No. F44, Kg. Tanjong Bidara, Kg. Gajah, 36800 Perak Tengah, Perak	Tel: 013-5811157	Decorative ware
65.	Mazlan Bin Ahamad	No. 365, Kg. Kepala Bukit, Batu 9, Jalan Trong, Changkat Jering, 34850 Taiping, Perak	Tel: 012-5031514	Decorative ware
66.	Mastura Binti Alang Othman	No. 31, Kg. Kepala Bendang, Mukim Sayong, 33040 K. Kangsar, Perak	Tel: 012-5236577	Sayong
67.	Mastura Binti Zainal	No. 6, Kg. Bukit Lada, Mukim Sayong, 30040 Kuala Kangsar, Perak	Tel: 017-5805970	Sayong
68.	Marjinah Binti Sulaiman	Kg. Kepala Bendang, Mukim Sayong, 33040 Kuala Kangsar, Perak		Sayong/ decorative ware
69.	Mat Nordin Bin Mohammad Noor	Kg. Bukit Lada, Mukim Sayong, 33040 Kuala Kangsar, Perak		Sayong/ decorative ware
70.	Mazlina Binti Ismail	No. 28, Tasik Mutiara 6, Tasik Mutiara, Perak	Tel: 019-2262728	Decorative ware
71.	Maznah Binti Sulaiman	Kg. Kepala Bendang, Mukim Sayong, Kuala Kangsar, Perak	Tel: 017-5411368	Sayong
72.	Mior Jamil Bin Mohd. Shahpeai	Kg. Kepala Bendang, Mukim Sayong, 33040 Kuala Kangsar, Perak		Sayong/ decorative ware
73.	Mohd. Aznam Bin Sabawi	No. 10-A, Kg. Sayong Tengah, Mukim Sayong, 33040 K. Kangsar, Perak	Tel: 012-5932083	Sayong
74.	Meor Amirul Din Bin Aris	Lot 2289, Jalan Lekir Batu 8, Kg. Pasir Pandak, Sitiawan, Perak.	Tel: 012-9195337	Decorative ware
75.	Meor Shamsuddin Bin Ramly	Kg. Kepala Bendang, Mukim Sayong, Kuala Kangsar, Perak	Tel: 012-5475632	Sayong

APPENDICES

DIRECTORY OF MINERAL-BASED INDUSTRIES IN MALAYSIA 2016

Appendix 8: Pottery manufacturers (cont.)

NO.	COMPANY NAME	ADDRESS	CONTACT NO.	PRODUCT NAME
76.	Mohamad Adam Bin Ahmad Sarip	No. 37, Kg. Bukit Lada, Mukim Sayong, Kuala Kangsar, Perak	Tel: 019-5474224	Sayong
77.	Mohamad Fahmi Bin Mohamed Razali	No. 44, Jalan Masjid Kota Lama Kanan, 33040 Kuala Kangsar, Perak	Tel: 013-4764147	Decorative ware
78.	Mohamad Hazizi Bin Mohd. Sibun	No. 2, Persiaran Aman 1, Taman Aman, Salak Utara, Sungai Siput (U), Kuala Kangsar, Perak	Tel: 012-5849350	Decorative ware
79.	Mohamed Akbar Sherrif Ali Bin Yasin	No. 66, Hala Pegoh 3, RPT Seberang Pegoh, Pangkalan, 31500 Lahat, Perak	Tel: 019-2823392	Decorative ware
80.	Mohd. Fadzly Bin Zoliadin	No. 61, Blok D, RPA 2, Salak Utara, 31050 Kuala Kangsar, Perak	Tel: 019-5649166	Sayong
81.	Mohd. Isa Bin Mohd. Kamin	No. 83, Blok E, RPA Salak Baru, Sg Siput (U), Kuala Kangsar, Perak	Tel: 013-5851907	Decorative ware
82.	Mohd. Johari Bin Mat Tasi	No. 169-G, RPA Jln. Sultan Iskandar Shah, 3000 Kuala Kangsar, Perak	Tel: 014-2488801	Sayong
83.	Mohamad Ridhwan Bin Abdul Samad	Batu 33½, Jalan Taiping, Kuala Kangsar	Tel: 012-4585110	Decorative ware
84.	Mohd. Ali Bin Abdul Hamid	No. 114, Kg. Paya Panjang, Mukim Kg. Buaya, 33040 Kuala Kangsar, Perak		Sayong/ decorative ware
85.	Mohd. Pareb Bin Zamari	No. 20, Kg. Kepala Bendang, Mukim Sayong, 33040 K. Kangsar, Perak	Tel: 017-5652164	Sayong/ decorative ware
86.	Mohd. Hayat Bin Mohd. Khairudin	No. 48, Kg. Setia, Enggor, Kuala Kangsar	Tel: 014-2456075	Sayong/ decorative ware
87.	Mohd. Fauzi Bin Mohd. Safian	No. 147, Kg. Trosor, Sg. Siput Utara, Kuala Kangsar, Perak	Tel: 013-9884655	Sayong/ decorative ware
88.	Mohd. Hafez Bin Shaari	Kg. Pauh Hilir, Mukim Sayong, 33040 Kuala Kangsar, Perak		Sayong/ decorative ware
89.	Mohd. Shamlan Bin Zahari	No. 44, Kg. Kepala Bendang, Mukim Sayong, 33040 Kuala Kangsar, Perak	Tel: 012-5993214	Sayong
90.	Mohamad Hakim Bin Ismail	Perbadanan Kemajuan Kraftangan Malaysia Cawangan Perak, Km. 40, Enggor, Kuala Kangsar	Tel: 019-4710371	Decorative ware
91.	Mohd. Isa Bin Zainon	No. 40, Kg. Ketior, Mukim Sayong, 33040 Kuala Kangsar, Perak		Sayong/ decorative ware
92.	Mohd. Nazir Bin Mohd. Taib	Kg. Sayong Masjid, Mukim Sayong, 33040 Kuala Kangsar, Perak		Sayong/ decorative ware
93.	Mohd. Rashid Bin Uda Ahmad	No. 6, Kg. Bukit Lada, Mukim Sayong, Kuala Kangsar, Perak	Tel: 013-5854120	Sayong
94.	Mohd. Rofi Bin Saibun	Kg. Kandang Hilir, Mukim Sayong, 33040 Kuala Kangsar, Perak		Sayong/ decorative ware

APPENDICES

DIRECTORY OF MINERAL-BASED INDUSTRIES IN MALAYSIA 2016

Appendix 8: Pottery manufacturers (cont.)

NO.	COMPANY NAME	ADDRESS	CONTACT NO.	PRODUCT NAME
95.	Mohd. Saed Bin Lamin	Kg. Paya Panjang, Padang Rengas, Mukim Kg. Buaya, 33040 Kuala Kangsar, Perak		Sayong/ decorative ware
96.	Mohd. Zazelan Bin Zerai	Kg. Sayong Masjid, Mukim Sayong, 33040 Kuala Kangsar, Perak	Tel: 012-4363794	Sayong
97.	Mohamad Bin Harun	No. 3, Kg. Setia, Mukim Sayong, 33040 Kuala Kangsar, Perak		Sayong/ decorative ware
98.	Muhamad Hazuwan Bin Harun	No. 117, Kg. Kepala Bendang, Mukim Sayong, 33040 Kuala Kangsar, Perak	Tel: 014-7534995	Sayong
99.	Mustafa Bin Anjang Hashim	Kg. Kepala Bendang, Mukim Sayong, 33040 Kuala Kangsar, Perak		Sayong/ decorative ware
100.	Nakibah Binti Mat Isa	Kg. Kepala Bendang, Mukim Sayong, 33040 Kuala Kangsar, Perak	Tel: 017-4314359	Sayong
101.	Nawawi Bin Habil	Batu 30¼, Lorong Haji Ismail, Kota Lama Kiri, Kuala Kangsar, Perak	Tel: 012-4583354	Sayong
102.	Nazuralifa Binti Lamat	No. 27, Kg. Sayong Tengah, 33040 Kuala Kangsar, Perak	Tel: 012-4322763	Sayong
103.	Nazrul Hafsham Bin Din	Kg. Sayong Masjid, Mukim Sayong, 33040 Kuala Kangsar, Perak		Sayong/ decorative ware
104.	Nik Amran Bin Lamin	No. 95, Kg. Enggor, Mukim Enggor, Kuala Kangsar, Perak	Tel: 016-5164631	Decorative ware
105.	Norliya Binti Ahmad	No. 48, Kg. Kubang Temian, Mukim Sayong, 33040 Kuala Kangsar, Perak	Tel: 016-5278978	Sayong
106.	Normah Binti Azit	Kg. Teluk Pendayung, Lambor Kanan, 36800 Parit, Perak	Tel: 013-5994731	Decorative ware
107.	Normanissah Binti Mohamad Nazri	Perbadanan Kemajuan Kraftangan Malaysia, Cawangan Perak, 36800 Parit, Perak	Tel: 011-24279219	Decorative ware
108.	Nor Masnida Binti Rodzi	Kg. Keledang, Mukim Kota Lama Kanan, 33040 Kuala Kangsar		Sayong/ decorative ware
109.	Norshaidi Bin Abu Hasan	Kg. Sayong Tengah, 33700 Kuala Kangsar, Perak	Tel: 017-4984856	Decorative ware
110.	Norzima Binti Shahrom	Kg. Bukit Lada, Mukim Sayong, 33040 Kuala Kangsar, Perak		Sayong/ decorative ware
111.	Nooriyati Binti Abdul Rahman	Kg. Bukit Lada, Mukim Sayong, 33040 Kuala Kangsar, Perak	Tel: 012-5895285	Sayong
112.	Noorul Hajariah Binti Shahrum	Perbadanan Kemajuan Kraftangan Malaysia Cawangan Perak, Km. 40, Enggor, Kuala Kangsar	Tel: 019-4308325	Sayong
113.	Noor Asilah Binti Abd. Mashor	No. 78, Kg. Sayong Hulu, 33040 Kuala Kangsar, Perak	Tel: 017-5219715	Sayong

APPENDICES

DIRECTORY OF MINERAL-BASED INDUSTRIES IN MALAYSIA 2016

Appendix 8: Pottery manufacturers (cont.)

NO.	COMPANY NAME	ADDRESS	CONTACT NO.	PRODUCT NAME
114.	Nurul Izzati Binti Md. Desa	No. F-16, Tanah Baru Utara, Bagan Tiang, 34250 Tanjong Piandang, Perak	Tel: 017-4104814	Decorative ware
115.	Rafli Bin Mohd. Nor	No. 112-A, Kg. Enggor, Mukim Kota Lama Kanan, 33040 Kuala Kangsar, Perak		Sayong/ decorative ware
116.	Rohana Binti Esa	Lot 637, Kg. Tersusun Salak Baru, 31050 Sungai Siput (U), K. Kangsar, Perak	Tel: 016-5140407	Decorative ware
117.	Rahimi Bin Ahmad	Taman Chandan Puteri, Kuala Kangsar, Perak		Sayong/ decorative ware
118.	Rahim Bin Sarman	Perbadanan Kemajuan Kraftangan Malaysia Cawangan Perak, 33600 K. Kangsar, Perak	Tel: 019-5620640	Decorative ware
119.	Ridzuan Bin Hamli	No. 1, Kg. Kepala Bendang, Mukim Sayong, 33040 Kuala Kangsar, Perak		Sayong/ decorative ware
120.	Rokiah Binti Mat Isa	Kg. Tanjong Bidara, 36800 Kg. Gajah, Perak	Tel: 05-6311654	Sayong/ decorative ware
121.	Rosdi Bin Jaraee	No. 69, Kg. Hulu Chepor Tambahan, Jalan Jelapang, 31200 Chemor, Perak	Tel: 016-5658742	Decorative ware
122.	Rosmah Binti Yaacob	No. 4D, Jalan Datok, Kg. Manjoi, Ipoh, Perak	Tel: 019-2181852	Decorative ware
123.	Rosuradi Bin Tazillah	No. 36, Kg. Pauh Hilir, Mukim Sayong, 33040 Kuala Kangsar, Perak		Sayong/ decorative ware
124.	Saidah Binti Pandak Sidek	No. 141, Kg. Paya, Lintah, 33040 Kuala Kangsar, Perak		Sayong/ decorative ware
125.	Saifuddin Bin Itam Mat Samah	Kg. Kepala Bendang, Mukim Sayong, 33040 Kuala Kangsar, Perak		Sayong/ decorative ware
126.	Shamsul Anuar Bin Bahari	No. 9G, Kg. Rancangan Merah Kuala Kenering, Lenggong, 33410 Hulu Perak	Tel: 019-5685358	Decorative ware
127.	Saipul Bahari Bin Abdul Karim	No. 48, Belakang Sekolah Keb. Sayong, Kuala Kangsar, Perak	Tel: 017-5556505	Sayong
128.	Sanisah Binti Salleh	No. 38, Kg. Pauh, Mukim Sayong, 33040 Kuala Kangsar, Perak		Sayong
129.	Sazila Binti Mohd. Yusof	No. 98, Kg. Sayong Lembah, Mukim Sayong, 33040 Kuala Kangsar, Perak		Sayong/ decorative ware
130.	Shaari Bin Putih Lam	Kg. Kepala Bendang, Mukim Sayong, 33040 Kuala Kangsar, Perak		Sayong/ decorative ware
131.	Shahrul Izan Bin Ismail	No. 152, RPT Batu 10, Kg. Chepor, 31200 Chemor, Perak	Tel: 012-4346789	Decorative ware
132.	Shaharizah Binti Yaacob	Kg. Kepala Bendang, Mukim Sayong, 33040 Kuala Kangsar, Perak		Sayong/ decorative ware
133.	Shahizul Bin Alang Osman	Kg. Kepala Bendang, Mukim Sayong, 33040 Kuala Kangsar, Perak		Sayong/ decorative ware

APPENDICES

DIRECTORY OF MINERAL-BASED INDUSTRIES IN MALAYSIA 2016

Appendix 8: Pottery manufacturers (cont.)

NO.	COMPANY NAME	ADDRESS	CONTACT NO.	PRODUCT NAME
134.	Sufian Bin Hamli	No. 1, Kg. Kepala Bendang, Mukim Sayong, Kuala Kangsar, Perak	Tel: 012-5892736	Sayong
135.	Suhaila Binti Ismail	No. 4, Kg. Bukit Lada, Mukim Sayong, 33040 Kuala Kangsar, Perak	Tel: 019-4568007	Sayong
136.	Shamsudin Bin Haji Abd. Majid	Kg. Tanjong Bidara, Kg. Gajah, Perak	Tel: 019-4223349	Sayong/ decorative ware
137.	Syed Kamal Bahrin Bin Syed Alwi	Lot 5408, Jalan Gula, Simpang Empat, 34400 Semanggol, Perak	Tel: 019-5480253	Decorative ware
138.	Umi Kalsom Binti Puteh Lam	No. 9, Jalan Jambatan Iskandar, Karai, 33600 Kuala Kangsar, Perak	Tel: 05-2603230	Sayong
139.	Yong Fatimah Binti Harun	No. 48, Kg. Setia, Mukim Sayong, 33040 Kuala Kangsar, Perak		Sayong/ decorative ware
140.	Yu Azman Bin Hamid	No. 105, Persiaran Jelapang 5, Taman Silibin, 30100 Ipoh, Perak	Tel: 012-4656060	Decorative ware
141.	Yusrizal Bin Mohamad Yusop	No. 444, Kg. Kepala Bendang, Mukim Sayong, 33040 K. Kangsar, Perak	Tel: 019-5141277	Sayong
142.	Zaidul Bin Hisham	No. 3, Kg. Bukit Lada, Mukim Sayong, 33040 Kuala Kangsar, Perak		Sayong/ decorative ware
143.	Zainal Bin Yaacob	Kg. Sayong Tengah, Mukim Sayong, 33040 Kuala Kangsar, Perak		Sayong/ decorative ware
144.	Zaleha Binti Zehan	No. 39, Kg. Bukit Lada, Mukim Sayong, 33040 Kuala Kangsar, Perak		Sayong/ decorative ware
145.	Zaliha Binti Mat Kasa	Kg. Kepala Bendang, Mukim Sayong, 33040 Kuala Kangsar, Perak		Sayong/ decorative ware
146.	Zawawi Bin Saibun	Kg. Kepala Bendang, Mukim Sayong, 33040 Kuala Kangsar, Perak	Tel: 013-5372434	Sayong/ decorative ware
147.	Zulkafly Bin Pandak Bedin	No. 20, Kg. Kepala Bendang, Mukim Sayong, Kuala Kangsar, Perak	Tel: 017-5938703	Sayong
148.	Zulkifly Amir Bin Hashim	No. 12, Kg. Sayong Tengah, Mukim Sayong, 33040 Kuala Kangsar, Perak	Tel: 012-2922884	Sayong
149.	Soa (M) Sdn. Bhd.	Plot 7, Jln. Bemban, Kawasan Perindustrian Bemban 31000 Batu Gajah, Perak	Tel: 05-3668852 Fax: 05-3668854	Cooking pot decorative ware
150.	K. Devaraja Pottery	No. 378, Kg. Kedah, 34200 Parit Buntar, Perak	Tel: 05-7161275	Cooking pot
151.	Subramaniam S/O Krisnan	No. 120, Kg. Kedah, 34200 Parit Buntar, Perak	Tel: 05-7167120	Cooking pot
152.	Sri Jaya Pottery Sdn. Bhd.	No. 53, Bt. 7, Jalan Maharaja Lela, 36000 Teluk Intan, Perak	Tel: 05-6413320 Fax: 05-6413380	Cooking pot
153.	Chan Fatt Pottery Factory	No. 268, Bt. 2, Jalan Kuala Kangsar, 30010 Ipoh, Perak	Tel: 05-5064645	Stove

APPENDICES

DIRECTORY OF MINERAL-BASED INDUSTRIES IN MALAYSIA 2016

Appendix 8: Pottery manufacturers (cont.)

NO.	COMPANY NAME	ADDRESS	CONTACT NO.	PRODUCT NAME
154.	Lisun Stove Manufacturer	No. 46-B, Bt. 2, Jalan Kuala Kangsar, 30010 Ipoh, Perak	Tel: 05-5060032	Stove
155.	Sin Tong Huat	No. 268, Bt. 2, Jalan Kuala Kangsar, 30010 Ipoh, Perak	Tel: 05-5060348	Stove
156.	Tong Hup Lee Pottery Factory	Factory: Bt. 17½, Jalan Tuaran, Kota Kinabalu, Sabah Office: P.O. Box 153, 89208 Tuaran, Sabah	Tel: 088-787550 Fax: 088-787550	Flower pot/ decorative ware
157.	Soon Yii Seng Pottery	Factory: Bt. 16, Jalan Tuaran, Sabah Office: P.O.Box 148, 88450 Telipok, Sabah	Tel: 088-491869	Flower pot/ decorative ware
158.	Ng Sian Hap Earthenware Factory Sdn. Bhd.	No. 488, Jalan Ulu Lanang, 96000 Sibu, Sarawak		Flower pot
159.	Hua Lian Pottery Maker	No. 343, Bt. 7, Jalan Penrissen, 93250 Kuching, Sarawak	Tel: 082-612540 Fax: 082-612540	Pottery
160.	Joo Yee Ceramic Factory	Bt. 4½, Jalan Penrissen, 93250 Kuching, Sarawak	Tel: 082-451366	Pottery
161.	Toh Brothers Pottery (Miri) Co.	Batu 10, Kuala Baram, P.O.Box 1401, 98008 Miri, Sarawak	Tel: 014-6801133	Pottery
162.	Wong Sian Hup Pottery Sdn. Bhd.	Lot 933, Bt. 5, Jalan Penrissen, 93250 Kuching, Sarawak	Tel: 082-456675 Fax: 082-454740	Pottery
163.	Inhesion Industrial (M) Sdn. Bhd.	Lot 6083 & 6084, Jalan Haji Abdul Manan, Off Persiaran Hamzah Alang, 42200 Klang, Selangor	Tel: 03-33927045 Fax: 03-33927535	Decorativeware
164.	Krishnan Pottery	Lot 3555, Bt. 2, Jalan Klang, Kuala Selangor, 45000 Kuala Selangor	Tel: 03-32891978	Decorative ware/ plaster board
165.	Sweet Touch Ceramic Sdn. Bhd.	No. 4 & 6, AU 3/16, 68000 Ampang, Selangor	Tel: 03-41052300 Fax: 03-41516179	Decorative ware
166.	Tenmoku Pottery (M) Sdn. Bhd.	23, Jalan Industri Batu Caves 1/1, Kawasan Perindustrian Batu Caves, 68100 Batu Caves, Selangor	Tel: 03-61875898 Fax: 03-61875893	Decorative ware
167.	T.S. Ceramic (M) Sdn. Bhd.	Lot 14, Jalan Perusahaan 5/2, Kawasan Perusahaan Beranang, 43700 Beranang, Selangor	Tel: 03-87667861/ 2/3/4 Fax: 03-87667859	Decorative ware

APPENDICES

DIRECTORY OF MINERAL-BASED INDUSTRIES IN MALAYSIA 2016

Appendix 9: Advanced ceramics and ceramic powder manufacturers

NO.	COMPANY NAME	ADDRESS	CONTACT NO.	PRODUCT NAME
1.	Isolite Ceramic Fibers Sdn. Bhd.	PLO 345, Jalan Emas 2, Kaw Perindustrian Pasir Gudang, 81700 Pasir Gudang, Johor	Tel: 07-2516231/2 Fax: 07-2516230	Ceramic powder/fibre
2.	Maruwa (M) Sdn. Bhd.	Lot 27 & 28, Batu Berendam, Industrial Estate, Phase 3, FTZ 75350, Melaka	Tel: 06-2883302/ 012-6088322	Electric components
3.	Vesuvius Malaysia Sdn. Bhd.	Factory: Lot PT 11693, Jalan Pelabuhan Utara Kawasan Industri Bandar Sultan Sulaiman, 42000 Pelabuhan Kelang Office: Lot PT 11693, Jln. Pelabuhan Utara, Kawasan Industri Bandar Sultan Sulaiman, 42000 Pelabuhan Kelang, Selangor	Tel: 03-31760508	Ceramic powder
4.	T.S. Ceramic (M) Sdn. Bhd.	Lot 14, Jalan Perusahaan 5/2, Kaw. Perusahaan Beranang, 43700 Beranang, Selangor	Tel: 03-87667861/ 03-87667862/3/4 Fax: 03-87667860	Ceramic insulators

Appendix 10: Ceramic formers manufacturers

NO.	COMPANY NAME	ADDRESS	CONTACT NO.	PRODUCT NAME
1.	CeramTec Innovative Ceramic Engineering Sdn. Bhd.	Lot 10807, Kawasan Perindustrian Tunku Jaafar, P.O. Box 171, 70720 Seremban, Negeri Sembilan	Tel: 06-6779106	Ceramic former
2.	GTR Ceramics Sdn. Bhd.	Lot 1120B, 1st Room Bt. 3, Jln. Pendamar, Kg. Pendamaran, 41200 Kelang, Selangor	Tel: 03-31677723 Fax: 03-31651652	Ceramic former
3.	HT Ceramics Sdn. Bhd.	Lot 3241, Jalan Genting, Off Jalan Kapar, Rantau Panjang, 42100 Klang, Selangor	Tel: 03-32907988 Fax: 03-32917988	Ceramic former
4.	SNKO Ceramic Sdn. Bhd.	Lot 1, Jalan Perusahaan 4, Kawasan Perusahaan Beranang, 43700 Beranang, Selangor	Tel: 03-87667233 Fax: 03-87666113	Ceramic former
5.	Hallmark Porcelain Sdn. Bhd	Lot 5071, 41050 Klang, Jln Meru, Selangor	Tel: 03-33928678 Fax: 06-33929678	Ceramic former

APPENDICES

DIRECTORY OF MINERAL-BASED INDUSTRIES IN MALAYSIA 2016

Appendix 11: Glass and glass products manufacturers

NO.	COMPANY NAME	ADDRESS	CONTACT NO.	PRODUCT NAME
1.	Malaya Glass Products Sdn. Bhd.	72-A, Jalan Tampoi, 81200 Johor Bahru, Johor	Tel: 07-2371701 Fax: 07-2371705	Container Glass
2.	Malaysian Sheet Glass Berhad	Plo 435, Jalan Keluli 3, Kawasan Perindustrian Pasir Gudang, 81707 Pasir Gudang, Johor	Tel: 07-2510217 Fax: 07-2510535	Flat Glass
3.	PUM Group	Cullet Division, PLO 340, Jalan Perak 4, Kawasan Perindustrian Pasir Gudang, 81700 Pasir Gudang, Johor Darul Takzim	Tel: 07-2537777 Fax: 07-2537700	Cullet
4.	Poly Glass Fibre (M) Berhad	2449, Lrg. Perusahaan 10, Kawasan Perusahaan Prai, Pulau Pinang	Tel: 04-3908460	Fibreglass
5.	Schott Glass (M) Sdn. Bhd.	2024, Tingkat Perusahaan 6, Zone Perindustrian Bebas 2, Perai 13600 Pulau Pinang	Tel: 04-3898100	Optical blank/insulated glass door/tempered glass lid
6.	Ohara Optical (M) Sdn. Bhd.	Lot 6B & 6C, Merlimau Industrial Estate, 77300 Merlimau, Melaka	Tel:06-2633334/ 06-2633335	Optical & pharmaceutical glass
7.	Rembau Crystal	Lot 1432, Lorong Mulia, Rembau, Negeri Sembilan	Tel: 06-6853100	Glass tableware
8.	Goodwater Engineering Manufacturing Sdn. Bhd.	Pt 117512, Jalan Chepor 11/10, Taman Seramik Chemor, 31200 Chemor, Perak	Tel: 05-2012282 Fax: 05-2015317	Fibreglass (septic tank)
9.	JH Fibreglass Industries Sdn. Bhd.	Lot 66007, Kawasan Perindustrian Bercham, 31250 Ipoh, Perak	Tel: 05-5483812 Fax: 05-5471959	Fibreglass (septic tank)
10.	JG Containers (M) Sdn. Bhd.	Lot 114, Jalan Kebun, P.S. 16, 41700 Klang, Selangor	Tel: 03-51611001/ 03-51611002/3 Fax: 03-51617915	Glass container
11.	Nippon Electric Glass (M) Sdn. Bhd.	Factory: Lot 1-7, Lion Industrial Park, Persiaran Jubli Perak, Section 229, P.O.Box 7216, 40000 Shah Alam, Selangor Office: Lot 1-7, Lion Industrial Park, Persiaran Jubli Perak, P.S. 7216, 40000 Shah Alam, Selangor	Tel: 03-55430000 Fax: 03-51910881	Fibreglass/fibreglass products/microwave oven turntables/microwave glass tubes

APPENDICES

DIRECTORY OF MINERAL-BASED INDUSTRIES IN MALAYSIA 2016

Appendix 12: Cement and clinker manufacturers

NO.	COMPANY NAME	ADDRESS	CONTACT NO.	PRODUCT NAME
1.	Holcim (M) Sdn. Bhd.	Lot 119, Jln. Pukal, Kawasan Perusahaan Pasir Gudang, 81700 Pasir Gudang, Johor	Tel: 07-2513411 Fax: 07-2563484	Cement
2.	Lafarge Cement Sdn. Bhd. (Southern Cement Industries Sdn. Bhd.)	Lot 2, Jalan Kontena, Kawasan Pelabuhan Johor, 81700 Pasir Gudang, Johor	Tel: 07-2525022 Fax: 07-2525933	Cement
3.	Slag Cement (Southern) Sdn. Bhd. (Company Of YTL Cement Berhad)	Factory: Lot 3, Off Jalan Pukal, 81707 Pasir Gudang, Johor Office: 11 th Floor, YTL Plaza 55 Jalan Bukit Bintang, 55100 Kuala Lumpur	Tel: 03-21170088(O)/ 07-2525355 (F) Fax: 03-21412703(O)/ 07-2521263 (F)	Slag cement
4.	Lafarge Cement Sdn. Bhd.	Factory Location: Teluk Ewa, Mukim Air Hangat, Pulau Langkawi, Kedah Office Address: Level 12, Bangunan TH Uptown 3, 3 Jln. SS 21/39, Damansara Utama 47400 Petaling Jaya, Selangor	Tel: 03-7138200 Fax: 03-7124100	Clinker/ cement
5.	Negeri Sembilan Cement Industries Sdn. Bhd. (Company of Cement Industries of Malaysia Berhad)	Plant: Lot 3323, Mukim Kepis, Kuala Jelai, 72100, Bahau, Negeri Sembilan Office: Aras 11, Mercu UEM Jalan Stesen Sentral 5 Kuala Lumpur Sentral 50470 Kuala Lumpur	Tel: 03-27276700 (O)/ 06-4532030(F) Fax: 03-27272114/ 4543869(F)	Cement/ clinker
6.	Pahang Cement Sdn. Bhd. (Company of YTL Cement Berhad)	Factory: P.O. Box 232, Bukit Sagu 4, 25720 Kuantan, Pahang Office: 8 th Floor, Menara Aetna Universal, Jalan Raja Chulan, 50200 Kuala Lumpur	Tel: 03-21170088 (O)/ 09-515 8208(F) Fax: 03-21412703 (O)/ 09- 5133305(F)	Cement / clinker
7.	Negeri Sembilan Cement Industries Sdn. Bhd. (Company of Cement Industries of Malaysia Berhad)	Plant: Bukit Ketri, Mukim Chuping, Kangar, Perlis Office: Aras 11, Mercu UEM Jalan Stesen Sentral 5 Kuala Lumpur Sentral 50470 Kuala Lumpur Malaysia	Tel: 03-27276700 (O)/ 04-9382006 (F) Fax: 03-27272114 (O)/ 04-9382722 (F)	Clinker/ cement
8.	Aalborg Portland (M) Sdn. Bhd.	Lot 75244, Pinji Estate, P.O. Box 428, 30750 Ipoh, Perak	Tel: 05-3218988 Fax: 05-3222522	Cement/ clinker
9.	Associated Pan Malaysia Cement Sdn. Bhd. (Company of Lafarge Group & Companies)	Batu 13½, Jalan Kuala Kangsar, Kanthan Works, 31200 Chemor, Perak Office: Level 12, Bangunan TH Uptown 3, No. 3, Jalan SS 21/39, Damansara Utama, 47400 Petaling Jaya, Selangor	Tel: 03-77238200 (O)/ 05-2012203 (F) Fax: 03-77225200 (O)/ 05-2012103 (F)	Cement / clinker
10.	Hume Cement Sdn. Bhd.	No. 300254, Kg. Redang Sawa, Kota Baru, Mukim Teja, 30750 Gopeng, Perak	Tel: 05-3591493	Cement / clinker
11.	Perak-Hanjoong Simen Sdn. Bhd. (Company of YTL Cement Berhad)	Plant: Lot 2764, Batu 14, Mukim Kg. Buaya, 33700 Padang Rengas, Perak Office: 11 th Floor, YTL Plaza 55 Jalan Bukit Bintang 55100 Kuala Lumpur, Malaysia	Tel: 03-21170088 (O)/ 05-7596000(F) Fax: 03-21412703 (O)/ 05-7596000(F) 05-7775272(F)	Cement/ clinker

APPENDICES

DIRECTORY OF MINERAL-BASED INDUSTRIES IN MALAYSIA 2016

Appendix 12: Cement and clinker manufacturers (cont.)

NO.	COMPANY NAME	ADDRESS	CONTACT NO.	PRODUCT NAME
12.	Tasek Corporation Berhad	Tasek Industrial Estate, Lot 5, Persiaran Tasek, 31400 Ipoh, Perak	Tel: 05-2911011 Fax: 05-2919932	Cement/ clinker
13.	Associated Pan Malaysia Cement Sdn. Bhd. (Company of Lafarge Group & Companies)	Plant: Rawang Works, 48000 Rawang, Selangor Office: Level 12, Bangunan TH Uptown 3, No. 3, Jalan SS 21/39, Damansara Utama, 47400 Petaling Jaya, Selangor	Tel: 03-77238200(O)/ 03-60916711(F) Fax: 03-77225200(O)/ 03-60919361(F)	Cement/ clinker
14.	Slag Cement Sdn. Bhd. (Company of YTL Cement Berhad)	Factory: Lot 55709, Dry Bulk Terminal 2, Persiaran Teratai, Pulau Indah, 42003 Westport Selangor Office: 11 th Floor, YTL Plaza 55 Jalan Bukit Bintang, 55100 Kuala Lumpur	Tel: 03-21170088(O)/ 03-31011378(F) Fax: 03-21412703(O)/ 03-31011377(F)	Slag cement
15.	Cement Industries (Sabah) Sdn. Bhd.	Plant: Sepanggar Industrial Estates, Kota Kinabalu, Sabah Office: Sepanggar Industrial Estates, P.O. Box 13525, 88839 Kota Kinabalu, Sabah	Tel: 088-411122 Fax: 088-411133	Cement
16.	CMS Cement Sdn. Bhd.	Plant: Lot 5895, Jalan Kilang Simen, Kawasan Perindustrian Pending, 93450 Kuching, Sarawak Office: Lot 5895, Jalan Kilang Simen Pending Industrial Estate P.O. Box 2000, 93740 Kuching, Sarawak	Tel:082-332111(O)/ 082-332111(F) Fax: 082-483600(O)/ 082-482481(F)	Cement
17.	CMS Cement Sdn. Bhd.	Plant: Lot 74, Kawasan Perindustrian Kidurong, Off Km. 21, Jalan Tg. Kidurong, 97000 Bintulu, Sarawak Office: Lot 5895, Jalan Kilang Simen Pending Industrial Estate P.O. Box 2000, 93740 Kuching, Sarawak	Tel:082-332111(O)/ 086-254727(F) Fax: 082-483600(O)/ 086-254753(F)	Cement
18.	CMS Clinker Sdn. Bhd.	Lot 571, Jln. Mambong, Off Jln. Borneo Heights, 93250 Kuching, Sarawak	Tel: 082-610229 Fax: 082-610227	Clinker and Cement

APPENDICES

DIRECTORY OF MINERAL-BASED INDUSTRIES IN MALAYSIA 2016

Appendix 13: Lime and limestone powder manufacturers

NO.	COMPANY NAME	ADDRESS	CONTACT NO.	PRODUCT NAME
1.	Lhoist Pg Sdn. Bhd. (Formerly Limetreat (M) Sdn. Bhd.	PLO 284, Jalan Emas 1, Pasir Gudang Industrial Estate, 81700 Pasir Gudang, Johor	Tel: 07-2512702/ 07-2519553/9554 Fax: 07-2516042	hydrated lime
2.	Dolomite Kangar Manufacturing Sdn. Bhd.	Factory: Lot 5202, Jalan Kilang Gula, Kg. Kubang Tiga, Chuping 02450 Bukit Keteri Perlis Office: 36A Jln Pekan Changlun 5, Pekan Changlun Kedah	Tel: 04-9242361	Dolomite powder
3.	Perlis Dolomite Industries Sdn. Bhd.	Factory: No 2, Lot 5205, Felda Rimba Mas, Mukim Titi Tinggi, 02100 Padang Besar, Perlis Office: No. 5G, Adenium 2G/13, Pusat Perniagaan Adenium Seksyen BB5, 48300 Bukit Beruntung Selangor	Tel: 012-2065666	Dolomite powder
4.	RD Minerals Sdn. Bhd.	Factory: Felda Rimba Mas, 02100 Padang Besar, Perlis	Tel: 019-4571717	Dolomite powder
5.	Northern Dolomite Sdn. Bhd.	Factory: Lot 5202, Felda Rimba Mas, Mukim Titi Tinggi, 02100 Chuping, Perlis	Tel: 019-4571717	Dolomite powder
6.	Schaefer Kalk (M) Sdn. Bhd.	Factory: Lot 45 & 46, Kawasan Perusahaan Kuala Ketil, 09300 Kuala Ketil, Kedah Office Address: Lot 14-1, 1st Floor, Jalan 1/137C, Bedford Business Park, Bt. 5, Off Jalan Kelang Lama, 58000 Kuala Lumpur	Tel: 04-4160889 Fax: 03-77853602	Lime/ quicklime/ hydrated lime/PCC
7.	Britestone Sdn. Bhd. (Lee Chau Ju Trading)	PT 2802, Kawasan Perindustrian, Keramat Pulai, 31300 Simpang Pulai, Perak	Tel: 05-2421977 Fax: 05-2421966	GCC
8.	Calrock Sdn. Bhd.	No. 60, Portland Drive, Kawasan Perindustrian Tasek, 31400 Ipoh, Perak	Tel: 05-2911444 Fax: 05-2911106	GCC
9.	CAO Minerals Sdn. Bhd.	Lot PT 1335, Kawasan Perindustrian Keramat Pulai, Kg. Kepayang, 31300 Simpang Pulai, Perak	Tel: 05-3574363 Fax: 05-3574917	GCC
10.	Chee Kee Industries Sdn. Bhd.	Lot 104206, PL 6948, Kg. Kepayang, Mukim Sg. Raia, 31300 Simpang Pulai, Perak	Tel: 05-3573651 Fax: 05-3573482	GCC
11.	GE-MGO Minerals Sdn. Bhd.	Lot 104206, Keramat Pulai, Mukim Sungai Raia, 31300 Simpang Pulai, Perak	Tel: 05-3576188 Fax: 05-3576334	GCC/ dolomite powder
12.	Gopeng Kalsium Sdn. Bhd.	PT 2649, Jalan Gopeng, Taman Perindustrian Tungzen, Mukim Sg. Raia, 31300 Kg. Kepayang, Perak	Tel: 05-3541028 Fax: 05-3541029	GCC
13.	ICB Carbonate Technologies Sdn. Bhd.	PT 3675, Jalan Keramat Pulai, Mukim Sungai Raia, 31300 Simpang Pulai, Perak	Tel: 05-3577718 Fax: 05-3577299	GCC

APPENDICES

DIRECTORY OF MINERAL-BASED INDUSTRIES IN MALAYSIA 2016

Appendix 13: Lime and limestone powder manufacturers (cont.)

NO.	COMPANY NAME	ADDRESS	CONTACT NO.	PRODUCT NAME
14.	Imerys Minerals (M) Sdn. Bhd.	Lot 104206, Kawasan Perindustrian, Keramat Pulai, Kg. Kepayang, 31300 Simpang Pulai, Perak	Tel: 05-3574512 Fax: 05-3574360	GCC
15.	K.Z. Kalsium Sdn. Bhd.	Batu 6¾, Jalan Gopeng, Kg. Tanjung, 31300 Simpang Pulai, Perak	Tel: 05-3571315	GCC
16.	Keramat Pulai Minerals Sdn. Bhd.	LOT 104206, PL 6948, Keramat, Pulai, Mukim Sungai Raia, 31300 Simpang Pulai, Perak	Tel: 05-3576188 Fax: 05-3576334	GCC
17.	Kinta Powdertec Sdn. Bhd.	PT 2802, Kawasan Perindustrian, 31300 Simpang Pulai, Perak	Tel: 03-55693231 Fax: 03-55693230	GCC
18.	TCYM Calcium Carbonate Industries Sdn. Bhd. (Lee Mun Sin Calcium Carbamate Industries)	Lot 104206, Kg. Tanjung, Mukim Mukim Sungai Raia, 31300 Simpang Pulai, Perak	Tel: 05-3574193 Fax: 05-3574193	GCC
19.	TKN Calcium Minerals Industries Sdn. Bhd.	Lot 3038, Jalan Changkat Larang, 31000 Batu Gajah, Perak	Tel: 05-5060971 Fax: 05-5063282	GCC
20.	Omya (M) Chemicals Sdn. Bhd.	PT 1089, HS(D) KA23173, Teluk Liat, Mukim Sungai Raia, 31300 Simpang Pulai, Perak	Tel: 05-3579100 Fax: 05-3579104	GCC
21.	Omya (M) Chemicals Sdn. Bhd. (CSI Corporation Sdn. Bhd.)	Lot PT 983, Kawasan Perindustrian, Keramat Pulai, 31300 Simpang Pulai, Perak	Tel: 05-3579100 Fax: 05-3579104	GCC
22.	Omya (M) Chemicals Sdn. Bhd. (Sun Minerals Sdn. Bhd.)	Lot PT 115755, Kawasan Perindustrian Bercham, 31250 Ipoh, Perak	Tel: 05-5462188 Fax: 05-5489112	GCC
23.	Pulai Calcium Carbonate Industries Sdn. Bhd.	Lot PT 1335, Km 2.5, Off Jln. Pengkalan, 31300 Simpang Pulai, Perak	Tel: 05-3574363 Fax: 05-3574917	GCC/ dolomite powder
24.	Sri Magjuta Sdn. Bhd.	Lot 28477, Jalan Keramat Pulai, Mukim Sg. Raia, 31300 Simpang Pulai, Perak	Tel: 05-3571315 Fax: 05-3572127	GCC
25.	Sykt. Cheng Sun Quarry Sdn. Bhd.	Lot 67887, Kg. Kepayang, Mukim Sungai Raia, 31300 Simpang Pulai, Perak	Tel: 05-3571502 Fax: 05-3571504	GCC
26.	Sykt. Sim Quarry Sdn. Bhd.	Kg. Kepayang, Keramat Pulai, Mukim Sungai Raia, 31300 Simpang Pulai, Perak	Tel: 05-3124872 Fax: 05-3129148	GCC
27.	Takehara Chemical (M) Sdn. Bhd.	Plot 82, Tmn. Seramik Chemor, Mukim Chemor, 31200 Chemor, Perak	Tel: 05-2013855 Fax: 05-2013917	PCC/GCC
28.	Uniko Calcium Carbonate Ind. Sdn. Bhd.	Lot 46454, Batu 1½, Jalan Lahat, Kg. Kepayang, 31300 Simpang Pulai, Perak	Tel: 05-3571305 Fax: 05-3571167	GCC/ dolomite powder
29.	Weng Fatt Calcium Industry Sdn. Bhd.	Lot 104206, Keramat Pulai, Mukim Sungai Raia, 31300 Simpang Pulai, Perak	Tel: 05-3572826 Fax: 05-3572826	GCC
30.	M.W. Chemical Products Sdn. Bhd.	Lot 142868 & 195808, Gunung Terundum, 31300 Simpang Pulai, Perak	Tel: 05-2546193	GCC

APPENDICES

DIRECTORY OF MINERAL-BASED INDUSTRIES IN MALAYSIA 2016

Appendix 13: Lime and limestone powder manufacturers (cont.)

NO.	COMPANY NAME	ADDRESS	CONTACT NO.	PRODUCT NAME
31.	Zantat Sdn. Bhd.	Lot 7, (PT21288), Keramat Pulau, Mukim Sungai Raia, 31300 Simpang Pulau, Perak	Tel: 05-3571853 Fax: 05-3571407	GCC
32.	Hattori Minerals (M) Industries Sdn. Bhd.	Lot PT 2291, Kawasan Perindustrian Kg. Acheh, 32000 Sitiawan, Perak	Tel: 05-6928223 Fax: 05-6928322	Dolomite powder/ Phyrophyllite powder
33.	Hume Cement Sdn. Bhd.	No. 300254, Jalan Gopeng-Kota Bahru, 31610 Gopeng	Tel: 05-3583888 Fax: 05-3583822	GCC
34.	Chop Soon Heng	Next to Percetakan Nasional, Tasek, 31400 Ipoh, Perak	Tel: 05-5451330	Quicklime
35.	Kam Hin Kilang Kapur	Kg. Bercham, 31250 Ipoh, Perak	Tel: 05-5022815	Quicklime
36.	Megah Jaya Industries Sdn. Bhd.	Lot 12526, Keramat Pulau, Mukim Sungai Raia, 31300 Simpang Pulau, Perak	Tel: 05-3573711 Fax: 05-3573799	Quicklime
37.	MCB Industries Sdn. Bhd.	Km. 76, Jalan Ipoh-Butterworth, P.O.Box 9, 34007 Taiping, Perak	Tel: 05-8915622 Fax: 05-8912295	Quicklime/ hydrated lime/ calcium carbide/ acetylene gas
38.	NSL Chemicals (M) Sdn. Bhd.	Lot 38046, Batu 5, Jalan Gopeng, Mukim Sungai Raia, 32000 Simpang Pulau, Perak	Tel: 05-3572351 Fax: 05-3572397	Quicklime/ hydrated lime
39.	RCI Lime Sdn. Bhd.	Lot 45157 & 45158, P.O.Box 18, Gunung Panjang, 31600 Gopeng, Perak	Tel: 05-3593188 Fax: 05-3593228	Quicklime/ hydrated lime
40.	Superior Lime Sdn. Bhd.	Lot 115425 & 208549, Kg. Kuala Dipang, 31900 Kampar, Perak	Tel: 05-4660863	Hydrated lime
41.	Universal Lime Sdn. Bhd.	Lot 6200, Jalan Changkat Larang, P.O.Box 38, 31007 Batu Gajah, Perak	Tel: 05-3663688 Fax: 05-3661635	Hydrated lime
42.	Teck Guan Industries Sdn. Bhd.	Factory: Bt. 36, Jln. Apas, Tawau, Sabah Office: No. 318, Teck Guan Regency, Jln. St. Patrick, Off Jln. Belunu, P.O.Box 33, 91007 Tawau, Sabah	Tel: 089-775566 Fax: 089-769955	GCC
43.	Bestbricks (Sabah) Sdn. Bhd.	Factory: NT12302238, Kg. Laluan Senang Hati. P.O.Box 53, 91307 Semporna, Sabah Office: P.O.Box 33, 91007 Tawau, Sabah	Tel: 089-772277 Fax: 089-769955	GCC
44.	Daily Chemical Industries Sdn. Bhd.	No. 32, Block 12, Jalan Mermbeh, 94000 Bau, Sarawak	Tel: 082-765373/ 016-8336562	Hydrated lime
45.	Lien Hoe Lime Industries Sdn. Bhd.	Batu 12, Jln. Kuching-Bau, 94000 Bau, Sarawak	Tel: 082-381599 Fax: 082-381599	GCC
46.	CAO Industries Sdn.Bhd.	Lot 779, Batu 22, Jalan Ipoh, 48200 Serendah, Selangor	Tel: 03-60919227 Fax: 03-60920308	Quicklime/ hydrated lime

APPENDICES

DIRECTORY OF MINERAL-BASED INDUSTRIES IN MALAYSIA 2016

Appendix 13: Lime and limestone powder manufacturers (cont.)

NO.	COMPANY NAME	ADDRESS	CONTACT NO.	PRODUCT NAME
47.	APLUS Lime Sdn. Bhd.	Lot 2.51, Lion Industrial Park, 43700 Beranang, Selangor	Tel: 03-87244933 Fax: 03-87244922	Hydrated lime
48.	Lion Asiapac Limited (Compact Energy Sdn. Bhd.)	Lot 2319, Kawasan Perindustrian Olak Lempit, Mukim Tanjung Dua Belas, 4270 Banting, Selangor	Tel: 03-31812199 Fax: 03-31876304	Quicklime/ hydrated lime
49.	Sibelco Asia Group (Kemaman) Formerly Unichamp Mineral Sdn. Bhd.	Factory: Lot 3366, Kaw. Perindustrian Telok Kalong, 24000 Kemaman, Terengganu Office: Lot 14, Tkt. 3, Jln. 1/137F, Bedford Business Park, Bt. 5, Jalan. Klang Lama, 48000 Kuala Lumpur	Tel: 09-8631916 (F) 013-61442000 (O)	GCC/ quicklime/ hydrated lime

APPENDICES

DIRECTORY OF MINERAL-BASED INDUSTRIES IN MALAYSIA 2016

Appendix 14: Dimension stone/terrazzo manufacturers

NO.	COMPANY NAME	ADDRESS	CONTACT NO.	PRODUCT NAME
1.	OP Industries (M) Sdn. Bhd.	Lot 3271, Bt 24, Jalan Air Hitam, 81007 Kulai, Johor	Tel: 07-6521843/23 Fax: 07-6521842	Granite/ Marble
2.	Stone World Sdn. Bhd.	PLO 466, Jalan Gangsa, Pasir Gudang Industrial Estate, 81700 Pasir Gudang, Johor	Tel: 07-2517623 Fax: 07-2510560	Granite/ Marble
3.	Hock Heng Granite Sdn. Bhd.	Lot 197, Jalan Sg. Putat, Batu Berendam, 75350 Melaka	06-3172028	Granite/ Marble
4.	CEP Resources Entitiy Sdn. Bhd.	Factory Bukit Batu Bong, Sg. Nenggiri Gua Musang, Kelantan Office: 2nd Floor, Block C-2-4, Plaza Desa Sri Hartamas, 50480 Kuala Lumpur		Marble
5.	Agrostone (M) Sdn. Bhd.	Lot 104206, Bt. 6¾, Keramat Pulai, Mukim Sg. Raia, 31300 Simpang Pulai, Perak	Tel: 05-3572829 Fax: 05-3573060	Marble slab
6.	Calcite Marble Company	Lot 47423, Kg. Tanjong, Mukim Sg. Raia, 31300 Simpang Pulai, Perak	Tel: 05-3571001 Fax: 05-3571001	Marble/ granite slab
7.	C.L. Granite Sdn. Bhd.	Lot 62318, Bt. 3¼, Keramat Pulai, Mukim Sg. Raia, 31300 Simpang Pulai, Perak	Tel: 05-3571330 Fax: 05-3572148	Marble/ granite slab
8.	ES Marble Sdn. Bhd.	Lot 137, Pt 3118, Keramat Pulai, Mukim Sg. Raia, 31300 Simpang Pulai, Perak	Tel: 05-3577968 Fax: 05-3577970	Marble slab
9.	Karmarstone Sdn. Bhd.	Lot 18235, Jalan Lahat, Kg. Kepayang, Mukim Sg. Raia, 31300 Simpang Pulai, Perak	Tel: 05-3571675 Fax: 05-3571692	Marble slab
10.	KET Marble Sdn. Bhd.	Lot 57353, Keramat Pulai, Mukim Sg. Raia, 31300 Simpang Pulai, Perak	Tel: 05-3571718 Fax: 05-3571718	Marble slab
11.	Stone Link Manufacturing Sdn. Bhd.	Pt 46456, Bt. 2, Jalan Lahat, Kg. Kepayang, Mukim Sg. Raia, 31300 Simpang Pulai, Perak	Tel: 05-3576422 Fax: 05-3574324	Marble slab
12.	Superkind Marble & Granite Sdn. Bhd.	Lot 13827, Jalan Lahat, Kg. Kepayang, Mukim Sg. Raia, 31300 Simpang Pulai, Perak	Tel: 05-3575602 Fax: 05-3577232	Marble slab
13.	SE Supreme Marble & Granite Sdn. Bhd.	Pt 968, Bt. 1½, Jalan Lahat, Kg. Kepayang, 31300 Simpang Pulai, Perak	Tel: 05-3573399 Fax: 05-3573291	Marble/ granite slab
14.	S.P. Granite Sdn. Bhd.	Lot 399, Km. 2½, Off Jalan. Pengkalan, 31300 Simpang Pulai, Perak	Tel: 05-3573399 Fax: 05-3573291	Marble/ granite slab
15.	Kintaly Marble Sdn. Bhd.	Lot 104206, Bt. 6, Keramat Pulai, Mukim Sg. Raia, 31300 Simpang Pulai, Perak	Tel: 05-3574859 Fax: 05-3574860	Marble slab/ marble furniture
16.	SR Marble Sdn. Bhd.	Lot 6213, Kg. Kepayang, Mukim Sg. Raia, 31300 Simpang Pulai, Perak	Tel: 05-3571981 Fax: 05-3571288	Marble slab/ marble furniture

APPENDICES

DIRECTORY OF MINERAL-BASED INDUSTRIES IN MALAYSIA 2016

Appendix 14: Dimension stone/terrazzo manufacturers (cont.)

NO.	COMPANY NAME	ADDRESS	CONTACT NO.	PRODUCT NAME
17.	Sri Martek Marble Industries (M) Sdn. Bhd.	Lot Pt 19063, Keramat Pulau, Mukim Sg. Raia, 31300 Simpang Pulau, Perak	Tel: 05-3572900 Fax: 05-3572345	Marble slab/ marble furniture
18.	Chee Kee Industries Sdn. Bhd	Lot 104206, Pl 6948, Kg. Kepayang, Mukim Sg. Raia, 31300 Simpang Pulau, Perak	Tel: 05-3573651 Fax: 05-3573482	Terrazzo chips
19.	K.Z. Kalsium Sdn. Bhd.	Bt. 6¾, Jalan Gopeng, Kg. Tanjung, Keramat Pulau, 31300 Simpang Pulau, Perak	Tel: 05-3571315	Terrazzo chips
20.	Sri Magjuta Sdn. Bhd.	Lot 28477, Jalan Keramat Pulau, Mukim Sg. Raia, 31300 Simpang Pulau, Perak	Tel: 05-3571315 Fax: 05-3572127	Terrazzo chips/pebbles
21.	T.S. Stone Products	Lot 6175, Kg. Tanjung, Mukim Sg. Raia, 31300 Simpang Pulau, Perak	Tel: 05-3571390 Fax: 05-3571066	Terrazzo chips
22.	Watta Stone Enterprise	Lot 6a, Keramat Pulau, Mukim Sg. Raia, 31300 Simpang Pulau, Perak	Tel: 05-3576133 Fax: 05-3576940	Terrazzo chips/pebbles
23.	C.L. Granite Sdn. Bhd.	Lot 62318, Bt. 3¼, Keramat Pulau, Mukim Sg. Raia, 31300 Simpang Pulau, Perak	Tel: 05-3571330 Fax: 05-3572148	Pebbles
24.	MA Stone Resources Sdn. Bhd.	Pt 129723, Jalan Kuala Kangsar, Kanthan, 31200 Chemor	Tel: 05-2012446 Fax: 05-2012448	Pebbles
25.	YS Marble & Granite Works	Lot 6801, Keramat Pulau, Mukim Sg. Raia, 31300 Simpang Pulau, Perak		Pebbles
26.	Yuen Tong Enterprise Sdn. Bhd.	Lot 50314, Bt. 6¾, Kg. Tanjung, Mukim Sg. Raia, 31300 Simpang Pulau, Perak	Tel: 05-3571066 Fax: 05-3577031	Pebbles
27.	Hana Jati Marble	Factory: Lot 254-C Jalan 4d, Kampung Baru Subang, 40000 Shah Alam, Selangor Office: Lot 254-C Jln. 4D, Kampung Baru Subang, 40000 Shah Alam, Selangor	Tel: 03-78476903 Fax: 03-78475631	Granite/ marble slab
28.	Stone Master	Lot 7911, Bukit Cerakah, Jalan Pekan Subang, 40150 Shah Alam	Tel: 03-78458366 Fax: 03-78455366	Granite/ marble slab
29.	Sunway Creative Stone Sdn. Bhd.	Lot 3798, Jalan 3D, Subang New Vilage, 40150 Shah Alam, Selangor	Tel: 03-78467664 Fax: 03-78467708	Granite/ marble slab
30.	New MK Marble & Granite Sdn. Bhd.	Factory: Lot 1086b, Jalan Sg. Lalang, Bt. 22½, 43500 Semenyih, Selangor Office: No. 13, Jalan Bunga Telur 1, Taman Muda Cheras, 56100 Kuala Lumpur	Tel: 03-87243453 Fax: 03-87238490	Granite/ marble slab
31.	Jaya Terrazzo Sdn. Bhd.	Lot 315, South Garden, 57100 Kuala Lumpur	Tel: 03-90575023 Fax: 03-90578450	Terrazzo chips
32.	Lembaga Tabung Amanah Warisan Terengganu	Factory: Bukit Chetai, Hulu Terengganu Office: Wisma Darul Iman, Kuala Terengganu	Tel: 09-6231957	Dimension stone

APPENDICES

DIRECTORY OF MINERAL-BASED INDUSTRIES IN MALAYSIA 2015

Appendix 15: Bleaching earth/activated clay manufacturers

NO.	COMPANY NAME	ADDRESS	CONTACT NO.	PRODUCT NAME
1.	Premier Bleaching Earth Sdn. Bhd.	Factory: PLO 228, Jalan Perak, Kawasan Perindustrian Pasir Gudang, 81700 Pasir Gudang, Johor Office: No 39, Persiaran Zarib 1, Taman Pinji Mewah, 31500 Lahat, Perak	Tel: 05-3232218(O)/ 05-2514786/ 05-2514789/ 07-2515811(F) Fax: 07-2514787(F)	Bleaching earth
2.	Taiko Bleaching Earth Sdn. Bhd.	Lot 169, Jalan Tali Air, Simpang Lima, Kawasan Perindustrian Parit Buntar, 34200 Parit Buntar, Perak	Tel: 05-7162911 Fax: 05-7163630	Bleaching earth
3.	The W Clay Industries Sdn. Bhd.	Factory: Km. 12, Jalan Labuk, Jln. Kampung Melayu, Sandakan, Sabah Office: P.O. Box 1733, 90719 Sandakan, Sabah	Tel: 089-674885 Fax: 089-674879	Bleaching earth
4.	T.S. Ceramic (M) Sdn. Bhd.	Lot 14, Jalan Perusahaan 5/2, Kaw. Perusahaan Beranang, 43700 Beranang, Selangor	Tel: 03-87667861/ 03-87667861/2/3/4 Fax: 03-87667860	Bleaching earth

APPENDICES

DIRECTORY OF MINERAL-BASED INDUSTRIES IN MALAYSIA 2016

Appendix 16: Other industrial mineral-based products manufacturers

NO.	COMPANY NAME	ADDRESS	CONTACT NO.	PRODUCT NAME
1.	See Sen Chemical Berhad	Plo 276, Jalan Pekeliling, Kawasan Perindustrian Pasir Gudang, 81700 Pasir Gudang, Johor	Tel: 07-2512491/2 Fax: 07-2511090	Sodium silicate
2.	South Pacific Chemical Industries Sdn. Bhd.	Plo 274, Jln. Pekeliling, Kaw. Perindustrian Pasir Gudang, 81700 Pasir Gudang, Johor	Tel: 07-2511544 07-2510100/0200 Fax: 07-2514820	Sodium silicate
3.	Rockwool Malaysia Sdn. Bhd.	Lot 4, Solok Waja 1, Bukit Raja Industrial Estate, 41050 Klang, Selangor	Tel: 03-33468338 Fax: 03-3341 5779	Rockwool
4.	Changkat Rembian Mineral	PT 2992, Km. 10, Jalan Bidor - Teluk Intan, 35500 Bidor, Perak	Tel: 016-5550868 Fax: 05-8076822	Serbuk lempung
5.	MCB Industries Sdn. Bhd.	76 Km., Butterworth-Ipoh Main Trunk Road, P.O. Box 9, 34007 Taiping, Perak	Tel: 05-8915622 Fax: 05-8915622	Acetylene/calcium carbide
6.	Hattori Minerals (M) Industries Sdn. Bhd.	Lot PT 2291, Kaw. Perindustrian Kg. Acheh, 32000 Sitiawan, Perak	Tel: 05-6928223 Fax: 05-6928322	Phyrophyllite powder
7.	Hume Cemboard Industries Sdn. Bhd.	Lot 127220, Kawasan Perindustrian Kanthan, 31200 Chemor, Perak	Tel: 05-2013688 Fax: 05-2013628	Cement fibre
8.	UAC Berhad	No. 36, Jalan Portland, Kawasan PerindustrianTasek, 31400 Ipoh, Perak	Tel: 05-2912033 Fax: 05-2917712	Cement fibre
9.	Firebrick Industries (M) Sdn. Bhd.	Batu 11½, Jalan Pusing - Seputih, 31550 Pusing, Perak	Tel: 05-2881009 Fax: 05-2881918	Refractory mortar
10.	Pacific Refractory Industries Sdn. Bhd.	Lot 54, Medan Tasek, Kawasan PerindustrianTasek, 31400 Ipoh, Perak	Tel: 05-5461977 Fax: 05-5474748	Refractory mortar
11.	Batamas Sdn. Bhd.	Lot 138321, Peti Surat 15, Jalan Changkat Larang, 31007 Batu Gajah, Perak	Tel: 05-5060190 Fax: 05-5063672	Calcium silicate brick
12.	Masfloor Sdn. Bhd.	Lot 2530, Kawasan Perusahaan Chuping, Chuping, Perlis	Tel: 04-9386393 Fax: 04-9382393	PVC Floor Covering
13.	South Pacific Chemical Inds. Sdn. Bhd.	Lot 101, Kawasan Perindustrian Gebeng, 26080 Kuantan, Pahang	Tel: 09-5835205 Fax: 09-5835197	Sodium silicate
14.	Roxul Asia (M) Sdn. Bhd.	175A & B, Kawasan Perindustrian Ayer Keroh, Jalan Lingkungan Usaha, 75450 Melaka	Tel: 06-2332070 Fax: 06-2332012	Rockwool/stonewool
15.	Zircosil Ceramic Sdn. Bhd.	Lot 52 & 56, Persiaran Bunga Tanjung 2, Senawang Industrial Park, 70400 Seremban, Negeri Sembilan	Tel: 06-6783122	Zirconium silicate
16.	Huntsman P & A Asia Sdn. Bhd. (Formerly Tioxide (M) Sdn. Bhd.)	Teluk Kalong Industrial Estate, P.O. Box 29, 24007 Kemaman, Terengganu	Tel: 09-8631688	Titanium dioxide

APPENDICES

DIRECTORY OF MINERAL-BASED INDUSTRIES IN MALAYSIA 2016

Appendix 17: Iron and steel products manufacturers

NO.	COMPANY NAME	ADDRESS	CONTACT NO.	PRODUCT NAME
1.	Able Steel Pipes Sdn. Bhd.	No 8-10 Jln. Empat, Off Jln Chan Sow Lin, 55200 Kuala Lumpur	Tel: 03-92234564 Fax: 03-92233919	Welded Steel Pipes, Mild Steel Cement Lined Pipes
2.	Acku Metal Industries (M) Sdn. Bhd.	Lot 2937, Jln. Bagan Lalang 1, Mukim 16, Acku Industrial Estate, 13400 Butterworth, Penang	Tel: 04-3230888 Fax: 04-3230333	Drawn Wire/ Drywall Screws
3.	AHI Roofing (Malaysia) Sdn. Bhd.	Lot 12, Nilai Industrial Estate, 71800 Nilai, Negeri Sembilan	Tel: 06-7991877 Fax: 06-7991827	Stone Chips Coated Metal Tilesays
4.	Allpipes Technology Sdn. Bhd.	Lot 36, Jln. BRP 9/2B, Putra Industrial Park, Bkt Rahman Putra, 47000 Sg Buluh, Selangor	Tel: 03-61403636 Fax: 03-61412972	Mild Steel Cement Lining Pipes
5.	Alpine Pipe Manufacturing Sdn. Bhd.	Lot 6085, Jalan Abdul Manan, Batu 51/2 Jalan Meru Klang, 41050 Klang, Selangor	Tel: 03-33927678 Fax: 03-33926820	Pipe, Tube, Hollow Section
6.	Alumtan Union Metal Sdn. Bhd.	Plot 22, No. H.S. (D) 214/95, Kawasan Perusahaan Bukit Selambau, Mukim Telui, Daerah Kuala Muda, Kedah	Tel: 604-390 5972/ 5975, 380 0888/ 03-9074 811 Fax:604-390 5966	Stainless Steel Ornamental Pipes
7.	Amalgamated Industrial Steel Berhad	47, Jln. TUDM, Kg Baru Subang, 40150 Shah Alam, Selangor	Tel: 03-78461389 Fax: 03-78463795	Pressure Vessels
8.	Amcan Sdn. Bhd.	Lot 1123, Section 66, Jln. Kemajuan KTL D Bintawa Industrial Estate, 93450 Kuching, Sarawak	Tel: 082-432323 Fax: 082-432828	Galvanised Steel
9.	Ametal Tech Sdn. Bhd.	5213B, Jln. Balakong Batu 12, Kaw. Perindustrian Balakong Jaya, 43300 Seri Kembangan, Selangor	Tel: 03-89612281 Fax: 03-89617781	Sheet Metal Products
10.	Ann Joo Steel Berhad	Wisma Ann Joo, lot 19391, Bt 8 1/2, Jalan Klang Lama, 46000 Petaling Jaya, Selangor	Tel: 03-78770028 Fax: 03-78766242	Steel Billet, Mild Steel Round Bars
11.	Anshin Steel Services Centres Sdn. Bhd.	Jalan Gergaji 15/14, 40000 Shah Alam, Selangor	Tel: 03-55106911 Fax: 03-55109010	Cold Rolled, Hot Rolled
12.	Amsteel Mills Sdn. Bhd.	Lot 1, Jln. Waja, Bukit Raja Industrial Estate, 41050 Klang, Selangor	Tel: 03-33412322 Fax: 03-31822356	Mild Steel Round Bars
13.	Antara Steel Mills Sdn. Bhd.	PLO 277 & 417, Jln. Gangsa 1, Kaw. Perindustrian Pasir Gudang, 81707 Pasir Gudang, Johor	Tel: 03-21420155 Fax: 03-21481036	Steel Bars/Steel Sections/Hot Briquestted Iron
14.	Asia Roofing Industries Sdn. Bhd.	Lot 153, Kaw Perindustrian, Jln. Genuang, 85000 Segamat, Johor	Tel: 07-9434211 Fax: 07-9431054	Metal Roofing & Wall Cladding Profile, Aluminium/ Metal Ceiling

APPENDICES

DIRECTORY OF MINERAL-BASED INDUSTRIES IN MALAYSIA 2016

Appendix 17: Iron and steel products manufacturers (cont.)

NO.	COMPANY NAME	ADDRESS	CONTACT NO.	PRODUCT NAME
15.	Associated Steel Industries (M) Sdn. Bhd.	Jln. Utas 15/7, Shah Alam Industrial Estate, P.O.Box 7053, 40700 Shah Alam, Selangor	Tel: 03-55191360 Fax: 03-55101362	Metal Roof, Metal Wall Cladding
16.	Asteel Sdn. Bhd.	Lot 712, Blok 7, Demak Laut Industrial Park, 93050 Kuching, Sarawak	Tel: 082-433888 Fax: 082-433889	Metal Roofing/ Coated Steel Products
17.	Astino Netting Sdn. Bhd.	1538, MK12, Jln. Seruling, Kaw. Perindustrian Valdor, 14200 Sg. Bakap Seberang Prai Selatan, Penang	Tel: 04-5822620 Fax: 04-5828835	Metal Roofing Sheet/Metal Roll Forming
18.	Asturi Metal Builders (M) Sdn. Bhd.	Lot 74-A, Jln. Gebeng 1/6, Gebeng Industrial Area, 26080 Kuantan, Pahang	Tel: 09-583388 Fax: 09-5833999	Bullet Tanks, Storage Tanks
19.	Auto Cast Sdn. Bhd.	Lot 1-56, PT 3420, Jln. Perindustrian Mahkota II, Tmn Perindustrian Mahkota, Mukim Beranang, Daerah Hulu Langat, 43700 Beranang, Selangor	Tel: 03-87245102 Fax: 03-87245103	Transformer Resistant Grid
20.	AYS Wire Products Sdn. Bhd.	Lot 6488, Lorong Sg Puluh, Off 6th Mile, Jln. Kapar, 42100 Klang, Selangor	Tel: 03-33775597 Fax: 03-33775566	Hard Drawn Wire
21.	Bahru Stainless Sdn. Bhd.	Lvl 2, TLP Building, Tanjung Langsat Industrial Complex, 81707 Pasir Gudang, Johor	Tel: 07-2546440 Fax: 07-2546441	Stainless Steel Roll Coil
22.	Bekaert Southern Wire Sdn. Bhd.	P.O.Box 7085, 40702 Shah Alam, Selangor	Tel: 03-55191501 Fax: 03-55193369	Steel Wire Rope, Tyre Bead Wire
23.	Besi Gaya (Klang) Sdn. Bhd.	Lot 10497, Jln. Nenas, Off Jln Kebun, 42450 Klang, Selangor	Tel: 03-51611593 Fax: 03-51611609	Drawn Wire, MS Round Bars
24.	Boon & Cheah Steel Pipes Sdn. Bhd.	39-B Medan Imbi, 55100 Kuala Lumpur	Tel: 03-21422344 Fax: 03-21414013	Steel Pipe, Vessel Pressure
25.	Bosch Rexroth Sdn. Bhd.	No 11, Jln. Astaka U8/82, Seksyen U8, 40150 Shah Alam, Selangor	Tel: 03-78448000 Fax: 03-78454800	Power Unit Cylinders
26.	BRC Prefab Holdings Sdn. Bhd.	PTD 103251, Jalan Idaman 3/9, Taman Perindustrian Desa Idaman, 81400 Senai, Johor	Tel: 607-597 6888 Fax: 607-598 0071	Wire Rods, Cold Rolled Wires, Fencing
27.	Bukit Fraser Thermal Technology Sdn. Bhd.	No. 10-08, 10th Floor, Block A, Damansara Intan, No. 1, Jalan SS20/27, 47400 Petaling Jaya, Selangor	Tel: 603-7118 2059 Fax: 603-7118 2049	Heat Exchangers, Pressure Vessels, Air Cooled Heat Exchangers, Process Skids & Modules, Boilers
28.	BW Yee Seng Steel Industries Sdn. Bhd.	1571, Jln. Serunai, Kaw. Perindustrian Valdor, 14200 Sg. Bakap Seberang Prai Selatan, Penang	Tel: 04-5859999 Fax: 04-5859988	Metal Roofing
29.	CH Steel Wire Products Sdn. Bhd.	Lot 1651, Kawasan Perindustrian Nilai Fasa II, 71800 Nilai, Negeri Sembilan	Tel: 06-7992652 Fax: 06-7992628	Steel Wire Mesh

APPENDICES

DIRECTORY OF MINERAL-BASED INDUSTRIES IN MALAYSIA 2016

Appendix 17: Iron and steel products manufacturers (cont.)

NO.	COMPANY NAME	ADDRESS	CONTACT NO.	PRODUCT NAME
30.	Chiang Ying Engineering Sdn. Bhd.	No 10, Lengkok Rishah 1, Kaw Perusahaan Silibin, 30100 Ipoh, Perak	Tel: 05-5265381 Fax: 05-5267802	Steel Pipes
31.	CH-Lion Reinforcing Steel Sdn. Bhd.	Lot 7401, PT 1888, Kawasan Perindustrian Nilai, Fasa II, 71800 Nilai, N. Sembilan	Tel: 06-7995555 Fax: 06-7995488	Steel Bars
32.	Chong Lek Engineering Works Sdn. Bhd.	Lot 4914, 6th Miles, Jln. Teratai, Off Jln. Meru, 41050 Klang, Selangor	Tel: 03-33924978 Fax: 03-33927380	Cooling System for Steel Mills
33.	Choo Bee Metal Industries Berhad	46 - 48, Lebuhraya Bendahara, 31650 Ipoh, Perak	Tel: 05-2558111 Fax: 05-2538463	Mild Steel Plates, Square Pipes
34.	Chuan Aun Hardware Sdn. Bhd.	No. 12, Persiaran Kledang Utara 1/1, Kaw. Perindustrian Chandan Raya, 31450 Menglembu, Ipoh, Perak	Tel: 05-2823313 Fax: 05-2816113	Basic iron & steel structural metal product
35.	Chung Rong Spring (M) Sdn. Bhd.	Plot 564C, Lorong Perusahaan Baru 2, Prai Industrial Estate 3, 13600 Prai, Pulau Pinang	Tel: 04-3907128 Fax: 04-3905258	Metal Stampings
36.	Chung Yih Steel Sdn. Bhd.	Mukim 14, Lot 1147, Permatang Sena, Bukit Minyak, 1400 Seberang Perai, Tengah, Pulau Pinang	Tel: 04-5871861 Fax: 04-5883868	Colg Drawn & Polished Steel
37.	City Top Enterprise Sdn. Bhd.	Lorong Burung Keleto, Off Miles 5½, Jln. Tuaran, 88450 Inanam, P.O.Box 21064, 88768 Luyang, Kota Kinabalu, Sabah	Tel: 08-8423333 Fax: 08-8429200	Metal Roofing Sheets
38.	CMS Wires Sdn. Bhd.	Lot 87, Lorong Tenaga 2, Off Jln. Tenaga, Locked Bag 3039, Bintawa Industrial Estate, 93450 Kuching, Sarawak	Tel: 082 484924 Faks: 082 486085	Steel wires and wiremesh
39.	Colourcoil Industries Sdn. Bhd.	P.O.Box 21918, 88777 Luyang, Kota Kinabalu, Sabah	Tel: 08-8496222 Fax: 08-8499918	Roof & Wall Cladding
40.	Concrete Mould Engineering	Plot 103, Lorong Perusahaan Utama 1, Tmn. Perindustrian Bukit Tengah, 14000 Bukit Mertajam, Penang	Tel: 03-79558888 Fax: 03-79581111	Basic iron & steel
41.	CSC Steel Sdn. Bhd.	180, Kawasan Industri Ayer Keroh, 75450 Ayer Keroh, Melaka	Tel: 606-231 0169 Fax: 606-231 0167	Hot Rolled Pickled and Oiled Steel Coil (P&O), Cold Rolled Steel Coil (CRC), Galvanized Steel Coils (GI), Pre-painted Galvanized Steel Coil (PPGI)
42.	Daikin Steel Malaysia Sdn. Bhd.	Lot 1, Jln. Asam Jawa 16/15, Seksyen 16,	Tel: 03-5596700/7 Fax: 03-5596705	Pre-Cut Steel Sheets & Baby Coils

APPENDICES

DIRECTORY OF MINERAL-BASED INDUSTRIES IN MALAYSIA 2016

Appendix 17: Iron and steel products manufacturers (cont.)

NO.	COMPANY NAME	ADDRESS	CONTACT NO.	PRODUCT NAME
43.	Dexion Asia Sdn. Bhd.	MR02-01-01, Sri Acappella Commercial Annexe, Jln. Lompat Tinggi 13/33, Section 13, 40100 Shah Alam, Selangor	Tel: 03-55111688 Fax: 03-55111699	Powder Coating, Roll Forming
44.	Dunham-Bush Industries Sdn. Bhd.	Lot 5755-6, Kidamai Industrial Park, Bukit Angkat, 43000 Kajang, Selangor	Tel: 03-89259688 Fax: 03-89259681	Cooler, Condenser, Pipe
45.	Durabon Sdn. Bhd.	Lot 27, Jln. Perindustrian 4, Kaw. Perindustrian Senai, Fasa II, 81400 Senai, Johor	Tel: 07-5992680 Fax: 07-5992682	High Manganese Alloyed Steel Wire Rods
46.	Dynaciate Engineering Sdn. Bhd.	PLO 772, Zon 12B, Kaw. Perindustrian Pasir Gudang, 81700 Pasir Gudang, Johor	Tel: 607-256 7100 Fax: 607-256 7101	Fabricated steel structure, Metering Skid, Tank & Pressure Vessel, Process piping, Steel Reel
47.	E. V. Oilfield Supply & Service Sdn. Bhd.	7A, Jln. SG 1/6 Taman Industri Bolton, 68100 Batu Caves, Selangor	Tel: 03-61883968 Fax: 03-61884373	Safety Products, Wire Ropes
48.	Eastern Steel Sdn. Bhd.	Lot 6293 & 6294, Kaw Perindustrian Teluk Kalong, Mukim Teluk Kalong, 24000 Kemaman, Terengganu	Tel: 03-33778888 Fax: 03-33921327	Steel Slab
49.	Elpion Silicon Sdn. Bhd.	Persiaran Perindustrian Banting, Kaw. Perindustrian Bandar Mahkota, 42700 Banting, Selangor	Tel: 03-31826311 Fax: 03-31826301	Metallurgical Grade Silicon
50.	Engtex Ductile Iron Pipe Industry Sdn. Bhd.	Lot 36, Jln. BRP 9/2B Putra Industrial Park Bukit Rahim Putra Sungai Buloh, Selangor	Tel: 03-61401111 Fax: 03-61440585	Ductile Iron Pipes
51.	Eonmetall Industries Sdn. Bhd.	Lot 1258, MK 12, Jalan Seruling, Kawasan Perusahaan Valdor, 14200 Sungai Bakap, Penang	Tel: 604-582 8323 Fax: 604-582 1525	Cold Rolled Coils, Galvanizing Coils, Flat Steel Downstream - Steel Racking
52.	Eonmetall Technology Sdn. Bhd.	Lot 1258, MK12, Jln. Seruling, Kaw. Perusahaan Valdor, 14200 Sg Bakap, Penang	Tel: 04-5828323 Fax: 04-5821525	Design & Manufacturing of Metalworking
53.	Essentra Asia Sdn. Bhd.	Lot 196803, Hala Jati 12, Kaw. Perindustrian Tmn Meru, Off Jln Jelapang, 30020 Ipoh, Perak	Tel: 05-5018100 Fax: 05-5018102	Security Seals Metal
54.	Ferrous Metals Sdn. Bhd.	Lot 8047, 8048 & 8049, Jalan Bukit Cheraka, Kg. Baru Subang, 40000 Shah Alam, Selangor	Tel: 603-7846 3868 Fax: 603-7846 3869	Secondary Steel Sheet Products

APPENDICES

DIRECTORY OF MINERAL-BASED INDUSTRIES IN MALAYSIA 2016

Appendix 17: Iron and steel products manufacturers (cont.)

NO.	COMPANY NAME	ADDRESS	CONTACT NO.	PRODUCT NAME
55.	FIW Steel Sdn. Bhd.	No 3, Jln. Keluli 1, Bkt Raja Industrial Estate, 40000 Shah Alam, Selangor	Tel: 03-33431177 Fax: 03-33426721	Zinc Coated Steel Coil/sheet
56.	Friends Metal Ware Factory Sdn. Bhd.	No. 10, Medan Tasek, Tasek Industrial Estate, 31400 Ipoh, Perak	Tel: 05-5472537 Fax: 05-5461163	Stainless Steel Fabrication
57.	Frosco (M) Sdn. Bhd.	No. 12, Jln. TIB 1/3, Tmn. Industri Bolton, 68100 Batu Caves, Selangor	Tel: 03-61859262 Fax: 03-61859279	Drainage Products in Stainless Steel & Cast Iron
58.	Harum Bidang Sdn. Bhd.	Lot 1382, Block 7, Muara Tebas Land District, Sejingkat Industrial Estate, 93050 Kuching, Sarawak	Tel: 082-433008 Fax: 082-433004	Steel Pipes
59.	Hiap Hin Chan Trading Co. Sdn. Bhd.	Lot 6494, Batu 5 3/4, Jln. Kapar, 42100 Klang, Selangor	Tel: 03-32919999 Fax: 03-32915025	MS Round Bars
60.	Hi-Essence Cable Sdn. Bhd.	Level 8, No.2, Jln. Industri PBP 2, Tmn. Industri Pusat Bandar Puchong, 47100 Puchong, Selangor	Tel: 03-80746988 Fax: 03-90746999	Wire & Cable
61.	HMB Davey Engineering Sdn. Bhd. (Formerly known as SPBA Engineering Sdn. Bhd.)	Lot 20D, Bentong Industrial Estate, 28700 Bentong, Pahang	Tel: 09-609-222 9958	Steel Structures, Heavy Load Trailers, Fabrication Services
62.	Hoto Stainless Steel Industries Sdn. Bhd.	Lot 3, Solok Hishamuddin 8, Kawasan Perusahaan Selat Kelang Utara, Pelabuhan Klang, Selangor	Tel: 03-31761768 Fax: 03-31764735	Exhaust Pipes
63.	H-Treatment (M) Sdn. Bhd.	No. 21, Jln. Mega 1/6, Tmn. Perindustri Nusa, Cemerlang, 79200 Bandar Nusajaya, Johor	Tel: 07-5539533 Fax: 07-5539423	Heat Treatment Stainless Steel Products
64.	Huatracco Scaffold Sdn. Bhd.	Lot 6088, Jln. Haji Abdul Manan, 51/2, mile Jln. Meru, 41050 Klang, Selangor	Tel: 03-33778999 Fax: 03-33778988	Frame Scagffolding Metal Deck, Natform Screen System
65.	Hydropipes Industries Sdn. Bhd.	Lot 874, Jln. Subang 8, Tmn Perindustrian Subang Jaya, 47600 Subang Jaya, Selangor	Tel: 03-80259818 Fax: 03-80259296	Mild Steel Pipes
66.	Industrial Concrete Products Sdn. Bhd.	Wisma IJM Annexe, Jln. Yong Shook Lin, 46050 Petaling Jaya, Selangor	Tel: 03-79558888 Fax: 03-79581111	Fabricated Metal Products
67.	Intergate Steel Mill Sdn. Bhd.	Lot 147, Kawasan Perindustrian Semembu, 25350 Kuantan, Pahang	Tel: 09-5678219 Fax: 09-5678220	Steel Bars, Flat Bars
68.	J.K. Wire Harness Sdn. Bhd.	No. 7, Jln. Firma 2/2, Kaw. Perindustrian Tebrau 1, 81100 Johor Bahru, Johor	Tel: 07-3548886 Fax: 07-3525387	Wire Harness

APPENDICES

DIRECTORY OF MINERAL-BASED INDUSTRIES IN MALAYSIA 2016

Appendix 17: Iron and steel products manufacturers (cont.)

NO.	COMPANY NAME	ADDRESS	CONTACT NO.	PRODUCT NAME
69.	Jacks Steel Industries Sdn. Bhd.	Lot 536 & 537, Subang Jaya Industrial Estate, Petaling Jaya, Selangor	Tel: 03-56348886 Fax: 03-56375582	Welded Steel Pipes
70.	Japmas Steel Sdn. Bhd.	PLO 145, Jln. Angkasa Mas Utama, Kawasan Perindustrian Tebrau II, 81100 Johor	Tel: 07-3537312 Fax: 07-3537310	Sheared, Pipe
71.	Jati Beringin Sdn. Bhd.	Lot 930-1, KM 15, 75250 Krubong, Melaka	Tel: 06-3355132 Fax: 06-3353914	Steel Fabrication Product
72.	JFE Shoji Steel Malaysia Sdn. Bhd.	PT 5021, Jln. 27/90, Section 27, Hicom Industrial Area, 40400 Shah Alam,	Tel: 03-51911125 Fax: 03-51911035	Slitted Steel Coil, Sheared Steel Sheet
73.	Ji Kang Dimensi Sdn. Bhd.	Lot 69-71, Kawasan Perindustrian Gebeng, 26080 Kuantan, Pahang	Tel: 09-5835629 Fax: 09-5834451	Mild Steel Plates
74.	Jutamate Steel Sdn. Bhd.	Batu 12, Jln. Cheras, Kajang, Selangor	Tel: 03-92211288 Fax: 03-92211993	Hot Rolling Mill, Flat Bar
75.	Jutasama Sdn. Bhd.	Lot 1930, Bt 7, Jln. Bkt Kemuning, Seksyen 32, 40460 Shah Alam, Selangor	Tel: 03-51230088 Fax: 03-51230077	Storage Tanks
76.	Kanzen Tetsu Sdn. Bhd.	Lot 6109, Jln. Haji Salleh, Off Jln Meru, 5½ Miles, 41050 Klang, Selangor	Tel: 03-33927273 Fax: 03-33926261	Stainless Steel Flat Bars
77.	Kejuruteraan Wang Yuen Sdn. Bhd.	11 Jln. Tiga, Off Jalan Chan Sow Lin, 55200 Kuala Lumpur	Tel: 03-92211021 Fax: 03-92211039	Mild Steel Plates
78.	Kiswire Sdn. Bhd.	PLO 475, Jln. Keluli 2, 81707 Pasir Gudang, Johor	Tel: 07-2512021 Fax: 07-2515175	Wire Rope, Clutch Door
79.	KKB Engineering Berhad	Lot 865, Section 66, Jln. Kilang, Bintawa Industrial Estate, 93450 Kuching, Sarawak	Tel: 082-333877 Fax: 082-331152	Steel Lighting Column
80.	KNM Exotic Equipment Sdn. Bhd.	No. 15, Jalan Dagang SB 4/1, Taman Sungai Besi Indah, 43300 Seri Kembangan, Selangor,	Tel: 603-8946 3000 Fax: 603-8943 4781	Mounded Bullets, Pressure Vessels, Heat Exchanger & Air Coolers, Process Skids, Storage Tanks & Spheres, Piping & Pipe Lines Systems, Specialised Structural Steel Systems

APPENDICES

DIRECTORY OF MINERAL-BASED INDUSTRIES IN MALAYSIA 2016

Appendix 17: Iron and steel products manufacturers (cont.)

NO.	COMPANY NAME	ADDRESS	CONTACT NO.	PRODUCT NAME
81.	KNM Process Systems Sdn. Bhd.	HQ address: No. 15, Jalan Dagang SB 4/1, Taman Sungai Besi Indah, 43300 Seri Kembangan, Selangor, Factory address: 1) Lot 1593 & 1594, Kampung Lepau, Mukim Pengerang, Daerah Kota Tinggi, Johor	Tel: 603-8946 3000 Fax: 603-8943 4781	Mounded Bullets, Pressure Vessels, Heat Exchanger & Air Coolers, Process Skids, Storage Tanks & Spheres, Piping & Pipe Lines Systems, Specialised Structural Steel Systems
82.	Kong Brothers Engineering Works Sdn. Bhd.	Lot 6, Jalan 241/51A, 46100 Petaling Jaya, Selangor,	Tel: 603-7875 4751 Fax: 603-7876 7462/7875 6007	Pressure Vessels, Dish Heads, Heat Exchangers, Skid
83.	Kosel Industries Sdn. Bhd.	2586, Lorong Perusahaan 10, Kaw Perusahaan Prai, 13600 Prai, Penang	Tel: 04-3997201 Fax: 04-3997200	Steel Structures
84.	Kuantan Wire Products Sdn. Bhd.	Lot 129 & 130, Jln. Industri Semanchu 8, Kaw. Perindustrian Semanchu, 25350 Kuantan, Pahang	Tel: 09-5563750 Fax: 09-5563751	Steel Fabric for Reinforcement Concrete
85.	Kwan Choon Seng & Sons Sdn. Bhd.	PT 132711, Off Persiaran Kledang Utara 1/5, Kaw. Perindustrian Negara Jaya, 31450 Ipoh, Perak	Tel: 05-2817312 Fax: 05-2817311	Wire Mesh
86.	Kyodo Steel Sdn. Bhd.	No 12, Jln. TIAJ 2/6, Tmn. Industri Alam Kaya, 42300 Bandar Puncak Alam, Selangor	Tel: 03-60381668 Fax: 03-60382668	Scaffolding
87.	L.B.H. Brother Industries Sdn. Bhd.	Lot 9134, Jalan Titanium, Kawasan Perindustrian Batu 22, Jln. Kuala Selangor, 45620 Ijok, Selangor	Tel: 603-6038 1899 Fax: 603-6038 2122	Mild Steel Concrete Lining Pipes & Fittings
88.	Le Nam Megasheet (M) Sdn. Bhd.	No. 768, Lrg Perusahaan Bkt. Minyak 9, Kaw. Perindustrian Bkt. Minyak, MK 13, 14100 Seberang Perai Tengah, Penang	Tel: 04-5016133 Fax: 04-5016122	Metal Sheet/ Coils
89.	Leader Steel Sdn. Bhd.	Wisma Leader Steel, Plot 85, Lorong Perusahaan Utama, Kawasan Perusahaan Bukit	Tel: 04-5071515 Fax: 04-5079527	Flat Bar
90.	Lincon Manufacturing Sdn. Bhd.	Lot 612, Jln. Perak, Batu 9 1/2, Kaw. Perindustrian Telok Panglima Garang, 42500 Kuala Langat, Selangor	Tel: 03-31222033 Fax: 03-31222023	Steel Pipe Nipple
91.	Linde Malaysia Sdn. Bhd.	21, Solok Waja 3, Taman Perindustrian Bukit Raja, 41050 Klang, Selangor	Tel: 603-5624 8888 Fax: 603-5611 3512	Wire & Wire Products
92.	Lysaght Corrugated Pipe Sdn. Bhd.	Medan Tasek, Tasek Industrial Estate, 31400 Ipoh, Perak	Tel: 05-5451822 Fax: 05-5496373	Traffic Sign Gantries

APPENDICES

DIRECTORY OF MINERAL-BASED INDUSTRIES IN MALAYSIA 2016

Appendix 17: Iron and steel products manufacturers (cont.)

NO.	COMPANY NAME	ADDRESS	CONTACT NO.	PRODUCT NAME
93.	Macglo Steel Service Centre Sdn. Bhd.	Lot 37901, 6 1/2 Miles, Jln. Klinik Bukit Kemunting, Seksyen 32, 40460 Shah Alam, Selangor	Tel: 03-51618003 Fax: 03-51618030	Shearing of Steel Coils
94.	Macglotech Steel Service Centre Sdn. Bhd.	Lot 3801, Batu 6 1/4, Jln. Klinik, Bkt Kemuning, Seksyen 32, 40460 Shah Alam, Selangor	Tel: 03-51618003 Fax: 03-51618030	High Speed Stamping Steel Products
95.	Malayan Metal Works Sdn. Bhd.	2444, Lrg. Perusahaan 1, Prai Industrial Estate, 13600 Penang	Tel: 04-3907476 Fax: 04-3996705	Steel Drum
96.	Malaysia Steel Works (KL) Bhd.	29C, Off Jalan Tandang, Section 51, 46050 Petaling Jaya, Selangor	Tel: 603-7781 1611 Fax: 603-7781 5612	Billets/Slabs, Bar/Section/Wire Rod
97.	Manchu Spring Sdn. Bhd.	No. 1, Jln. Wawasan 1, Sg. Kapar Indah, Batu 6, Jln. Kapar, 42200 Klang, Selangor	Tel: 03-32917382 Fax: 03-32917384	Carbon Steel Springs
98.	Master Jaya Engineering Sdn. Bhd.	Wisma Master Jaya, 20, Jln. Taming 3, Taming Jaya Industrial Park, 43300 Seri Kembangan, Selangor	Tel: 03-89626233 Fax: 03-89626211	Sheet Metal Fabrication
99.	Mechmar Boiler (M) Sdn. Bhd.	Lot 14, Jln. Timah, Pasir Gudang Industrial Estate, 81700 Pasir Gudang, Johor	Tel: 07-2511341 Fax: 07-2511837	Fire-Tube, Water-Tube
100.	Melewar Industrial Group Berhad	Lot 53, Persiaran Selangor, P. O. Box 7018, 40700 Shah Alam, Selangor	Tel: 03-55192455 Fax: 03-55192033	Billet
101.	Melewar Steel Mills Sdn. Bhd.	Lot 717, Jln. Sg Rasau, Seksyen 16, 40200 Shah Alam, Selangor	Tel: 03-55191633 Fax: 03-55112745	Billet
102.	Metal Park (M) Sdn. Bhd.	No. 106, Jln. Permata 1, Kaw. IndustriArab-Malaysian, 71800 Nilai, Negeri Sembilan	Tel: 06-7998899 Fax: 06-7999097	2-Piece Steel Can
103.	Metal Reclamation (Industries) Sdn. Bhd.	Lot 6,8 & 9, Jln. Perigi Nanas 6/1, Pulau Indah Industrial Park, West Port, 42920 Port Klang, Selangor	Tel: 03-31011198 Fax: 03-31011895	Lead Alloy Inggots
104.	Metalworks Engineering Sdn. Bhd.	No. 2, Jln. 2/2A, Tmn. Industri Selesa Jaya, Off Jln. Balakong, 43300 Seri Kembangan, Selangor	Tel: 03-89616779 Fax: 03-89616773	Steel Fabrication
105.	Metex Steel Sdn. Bhd.	A-1-1 & A-2-1, Pusat Perdagangan Kuchai, No. 2, Jln. 1/127, Off Jln. Kuchai Lama, 58200 Kuala Lumpur	Tel: 03-79878767 Fax: 03-79838766	Steel Welded Mesh
106.	MMC Tepat Teknik Sdn. Bhd.	Lot 1, Jalan Halba 16/16, Section 16, 40000 Shah Alam, Selangor	Tel: 603-55101721 Fax: 603-55101730	Pressure vessel, Shell & Tube Heat Exchangers, Storage tanks, HRSG parts
107.	MMK Engineering Sdn. Bhd.	Lot 10, Kaw Perindustrian Chembong, 71300 Rembau, Negeri Sembilan	Tel: 06-6857622 Fax: 06-6857611	Iron & Steel Casting

APPENDICES

DIRECTORY OF MINERAL-BASED INDUSTRIES IN MALAYSIA 2016

Appendix 17: Iron and steel products manufacturers (cont.)

NO.	COMPANY NAME	ADDRESS	CONTACT NO.	PRODUCT NAME
108.	MPSI Steel Industries Sdn. Bhd.	No.7, Jln. TUDM, Kg. Baru Subang, 40150 Shah Alam, Selangor	Tel: 03-78462249 Fax: 03-78465953	Tankers
109.	MSM Metal Industries Sdn. Bhd.	Lot 1909, Jln. KPB5, Kaw. Perindustrian Kg. Baru Balakong, 43300 Seri Kembangan, Selangor	Tel: 03-89626618 Fax: 03-89623353	Customized Structural Steel/Metal Products
110.	Mycron Steel CRC Sdn. Bhd.	Lot 717, Jln. Sungai Rasau, Seksyen 16, P.O. Box 7168, 40706 Shah Alam, Selangor	Tel: 03-55106608 Fax: 03-55103720 Fax: 03-55103720	Cold Rolled Steel Sheets in Coil
111.	Nakajima Doko (M) Sdn. Bhd.	Lot 17 & 18, Section 26/1, Kaw. Perindustrian Hicom, 40000 Shah Alam, Selangor	Tel: 03-51911488 Fax: 03-51911033	Iron Soldering Tips
112.	Nicomsteel Centre (M) Sdn. Bhd.	Lot 2,4 & 6, Jln. P/4, Bandar Baru Bangi, 43650 Kajang Selangor	Tel: 03-8925411 Fax: 03-89258109	Silicon Steel/Coil
113.	Nippon EGalv Steel Sdn. Bhd.	1617 Lorong Perusahaan Maju 6, Prai Industrial Estate IV, 13600 Prai, Penang	Tel: 04-5021155 Fax: 04-5076688	Cold Rolled Steel Coils
114.	North Malaya Engineers Trading Co. Sdn. Bhd.	5268, Jln. Permatang Pauh, 13400, Butterworth, Pulau Pinang	Tel: 04-3327228 Tel: 04-3327228	Low & High Carbon Steel Wire
115.	Nortern Steel Centre Sdn. Bhd.	Plot 241, Tingkat Perusahaan 6, Prai Industrial Estate, 13600 Prai, Penang	Tel: 04-3991833 Fax: 04-3991832	Color Steel
116.	NS Blue Scope Malaysia Sdn. Bhd.	Lot 1551, Jln. Bkt Kapar, 42200 Kapar, Selangor	Tel: 03-33616888 Fax: 03-33616890	Aluminium Alloy-Coated Steel & Prepainted Steel
117.	NS Bluscope Lysaght Malaysia Sdn. Bhd.	No. 6, Persiaran Kemajuan, Section 16, P.O.Box 2222, Pusat Business Bkt Raja, 40200 Shah Alam, Selangor	Tel: 03-55206600	Roof Forming
118.	Ooi Joo Kee & Brothers Sdn. Bhd.	Lot 1218, Jln. Serunai, Kaw Perusahaan Valdor, 14200 Sg Bakap, Seberang Prai Selatan, Penang	Tel: 04-5821950 Fax: 04-5826433 Ceiling Panel	Metal Roofing, Ceiling Panel
119.	Oriental Steel Pipe Sdn. Bhd.	Block I, Unit 11, Dataran Prima, Jalan PJU 1/37, 47301 Petaling Jaya, Selangor	Tel:603-7949 6000 Fax:603-7949 6161	Pipes, Tubes & Fittings Products
120.	Ornasteel Enterprise Coporation (M) Sdn. Bhd.	180 Kawasan Industri Ayer Keroh, 75450 Ayer Keroh, Melaka	Tel: 06-2319990 Fax: 06-2315451	Steel Pipes, Sheets, Strips
121.	P.P. Steel Service Centre Sdn. Bhd.	Lot 33, Jln. Bukit Arang, Rawang Integrated Industrial Park, 48000 Rawang, Selangor	Tel: 03-60929888 Fax: 03-60929187	Sheared & Slitted Metal Steel
122.	Pantech Stainless & Alloy Industries Sdn. Bhd.	PLO 809, Jln. Kg Pasir Gudang Baru, Pasir Gudang Industrial Estate Zone 12B, 81700 Pasir Gudang, Johor	Tel: 07-2518888 Fax: 07-2519999	Welded Pipe, Flat Bars

APPENDICES

DIRECTORY OF MINERAL-BASED INDUSTRIES IN MALAYSIA 2016

Appendix 17: Iron and steel products manufacturers (cont.)

NO.	COMPANY NAME	ADDRESS	CONTACT NO.	PRODUCT NAME
123.	Perfect Wiremakes Sdn. Bhd.	Kaw Perindustrian Gurun, P.O.Box 25, 08100 Bedong, Kedah	Tel: 04-4688466 Fax: 04-4683005	PVC Coated Wire, Hard Drawn Wire
124.	Perusahaan Sadur Timah Malaysia (PERSTIMA) Berhad	PLO 255, Jln. Timah 3, Kaw Perindustrian Pasir Gudang, 81700 Pasir Gudang, Johor	Tel: 07-20702793 Fax: 07-20324552	Coils, Cut Sheet
125.	Petra Fabricators Sdn. Bhd.	Lot 58, Jalan Utas 15/7, Kawasan Perusahaan Seksyen 15, Shah Alam, Selangor	Tel: 603-5511 2000 Fax: 603-5511 2266	Pressure Vessels, Heat Exchangers, Package Boilers and Fuel Gas Skids
126.	Petra Resources Sdn. Bhd.	58 Jln. Utas 15/7, Kaw. Perusahaan Seksyen 15, 40000 Shah Alam, Selangor	Tel: 03-62571111 Fax: 03-62577701	Pressure Vessels
127.	PHH Special Steel Sdn. Bhd.	Lot 2, Jln. CJ1/6C, Kaw. Perusahaan Cheras Jaya, 43200 Selangor	Tel: 03-90756800 Fax: 03-90756866	Tool Steel, Mild Steel
128.	Pipefab Industries Sdn. Bhd.	11-2, Jln. 1/137B, Resource Industrial Centre, Off Jln Kelang Lama, 58000 Kuala Lumpur	Tel: 03-79829033 Fax: 3-79813523	Mild Steel Concrete Lined Pipe
129.	Pipemate Sdn. Bhd.	No. 28, Lot 17512, Jalan Dua, Kawasan Perindustrian Selayang, Taman Selayang Baru, 68100 Selayang, Selangor	Tel: 603-61380977/ 8667/7211 Fax: 603-61388772	Pipes, Tubes & Fittings Products
130.	PMI-Technology Sdn. Bhd.	No. 17 & 19, Jln Pengacara U1/48, Temasya Industrial Park, 40150 Shah Alam, Selangor	Tel: 603 - 5569 3993 Fax: 603 - 5569 3131	Filter Press, Vertical/ Horizontal Pressure Leaf Filters, Agitators, Pressure Vessels, Tanks, Columns
131.	PMP Galvanizers Sdn. Bhd.	Lot 1311 Pending Industrial Eat. 93450 Kuching, Sarawak	Tel: 082-331267 Fax: 082-487301	Galvanised Steel Coil
132.	Portal Frame Construction Sdn. Bhd.	Lot 19A (1st Floor), Jalan SS25/34, 47301 Petaling Jaya, Selangor	Tel: 603-78036446/ 7762/7656/2479 Fax: 603-78030490	beam, steel plate, stainless steel plate, pipe and other sections
133.	POSCO-Malaysia Sdn. Bhd.	Lot 60 & 61, Jln. Sg Pinang 5/1, Seksyen 5, Fasa 2A, Tmn Perindustrian Pulau Indah, 42920 Pelabuhan Klang, Selangor	Tel: 03-31012422 Fax: 03-31012433	Cold Rolled Steel
134.	POSCO-MKPC Sdn. Bhd.	Lot P3, Jln. Persiaran Sultan Abdul Samad, Kaw Perindustrian Fasa 4, Bandar Sultan Sulaiman, 42000 Klang, Selangor	Tel: 03-32582100 Fax: 03-32582103	Silicon Steel, Stainless Steel
135.	Prestar Steel Pipes Sdn. Bhd.	Lot 1298 Rawang Industrial Estate, 16 1/2 Mile Jalan Ipoh, 48000 Rawang, Selangor	Tel: 03-60925200 Fax: 03-60929800	Round Tube, Steel Pipes

APPENDICES

DIRECTORY OF MINERAL-BASED INDUSTRIES IN MALAYSIA 2016

Appendix 17: Iron and steel products manufacturers (cont.)

NO.	COMPANY NAME	ADDRESS	CONTACT NO.	PRODUCT NAME
136.	Prima Metal Industries Sdn. Bhd.	10KM, Lahat/Papan Road, 31500 Lahat, Perak	Tel: 05-3282600 Fax: 05-3282610	Alloy Steel Casting Spare Excavation Machine
137.	Rigel Metalcraft (M) Sdn. Bhd.	Lot 4241, Mukim 15, Lrg IKS Simpang Ampat, Tmn. IKS Simpang Ampat, 14100 Simpang Ampat, Melaka	Tel: 04-5820667 Fax: 04-5820663	Stainless Steel Casting
138.	Rondo Metal Products Sdn. Bhd.	Lot 606, Off Jln. SS13/1K, 47500 Subang Jaya, Selangor	Tel: 03-56360710 Fax: 03-56360711	Roll Formed Light Gauge Steel Profile
139.	Rooframes Metaltech Sdn. Bhd.	1-2-1 (2nd Floor), Block F, Jln. 4/101C, Cheras Business Centre, 56100 Kuala Lumpur	Tel: 03-91308011 Fax: 03-91307887	Prefabricated Roof Truss
140.	Rooftech Resouces Sdn. Bhd.	254/18, LHS KTM, Kaw. Perindustrian Balakong, Jaya, Sg Ramal, 43000 Balakong, Selangor	Tel: 03-91308011 Fax: 03-91307887	Roof Truss
141.	Rubysteel Metal Industry (M) Sdn. Bhd.	Railway Wharf, Jln. Maharaja Lela, 36000 Teluk Intan, Perak	Tel: 05-6224981 Fax: 05-6211699	Stainless Steel Kichen Utensils
142.	S.P. United Industry Sdn. Bhd.	PT 741/745, Kaw Perusahaan Nilai, 71800 Nilai, Negeri Sembilan	Tel: 06-7993577 Fax: 06-7994366	Stainless Steel Elbow, Stainless Steel Pipe
143.	Sarwaja Timur Sdn. Bhd.	Lot 342, Block 8, MTL D, Jln. Kg. Sejingkat, 93050 Kuching, Sarawak	Tel: 082-439688 Fax: 082-439788	Basic Iron & Steel Products
144.	Schaefer System International Sdn. Bhd.	PLO 25, Jln. SR/3, Kaw. Perindustrian Simpang Renggam, Simpang Renggam, 86200 Kluang, Johor	Tel: 07-7557451 Fax: 07-7557184	Steel Racking Systems
145.	Sem Matic Sdn. Bhd.	No. 11, Jln. Canggih, Tmn. Perindustrian Cemerlang, 81800 Ulu Tiram, Johor	Tel: 07-8612949 Fax: 07-8613375	Basic Iron & Steel Products
146.	Seremban Engineering Berhad	Lot 1A - 1C, Lorong Bunga Tanjung 1/3, Senawang Industrial Park, 70400 Seremban, Negeri Sembilan	Tel: 606-677 5898 Fax: 606-677 5162	Unfired Pressure vessels, Skids, Conveyors, Pipe, Storage Tanks
147.	SG Steel Industries (Kedah) Sdn. Bhd.	194, Sg Puyu, 13020 Butterworth, Penang	Tel: 04-4160853 Fax: 04-4160988	Mild Steel Round Bars, Billets
148.	SGL Carbon Asia-Pasific Sdn. Bhd.	No. 11, Jln. Graphite 1, Kaw Perindustrian Bandar Mahkota, 42700 Banting, Selangor	Tel: 03-31823000 Fax: 03-31823008	Carbon & Graphite
149.	Shiuh Dong Industries Sdn. Bhd.	MK 14, Lot 1148, Permatang Sena, Bkt Minyak, 14100 Seberang Perai Tengah, Penang	Tel: 04-5882969 Fax: 04-5883868	Cold Rolled Steel

APPENDICES

DIRECTORY OF MINERAL-BASED INDUSTRIES IN MALAYSIA 2016

Appendix 17: Iron and steel products manufacturers (cont.)

NO.	COMPANY NAME	ADDRESS	CONTACT NO.	PRODUCT NAME
150.	Shunto Steel Industries Sdn. Bhd.	Lot 564 Block 11, Senggi-Poak Land, Tg Durian, Bt 13½, Jln. Kuching, 94000 Bau, Kuching, Sarawak	Tel: 082-699920 Fax: 082-699803	Tube & Pipes, Steel Sheet
151.	Siemens Malaysia Sdn. Bhd.	Level 1, Reception CP Tower, No. 11, Jln. 16/11, Pusat Dagang, Seksyen 16, 46350 Petaling Jaya, Selangor	Tel: 03-79525516 Fax: 03-79573180	Iron Making, Steel Making
152.	SKB Storage Industries Sdn. Bhd.	Lot 22, Jalan Teknologi, Taman Sains Selangor 1, Kota Damansara, 47810 Petaling Jaya, Selangor	Tel: 603-6157 2277 Fax: 603-6157 2211	Storage racking system
153.	SKF Malaysia Sdn. Bhd.	No. 432, Jln. Ipoh, 51200 Kuala Lumpur	Tel: 03-40473333	Ball & Roller Bearings, Seals
154.	SMPC Industries Sdn. Bhd.	Lot 717, Mukim Kapar 5½, Jln. Kapar, 42100 Klang, Selangor	Tel: 03-32915100 Fax: 03-32915700	Roofing
155.	Soon Lien Fatt Flanging & Rolling (M) Sdn. Bhd.	Lot 60866 (PT50809), Jalan Wawasan 1, Kaw. Perindustrian Sungai Kapar Indah, 42200 Klang, Selangor, Malaysia	Tel: 603-32919189 Fax: 603-32917289	Boiler heads, Pressure vessel heads
156.	South East Technologies Sdn. Bhd.	422E, Batu 4, Jln. Kluang, 83000 Batu Pahat, Johor	Tel: 07-4312055 Fax: 07-4311690	Steel & Metal Doors & Frames
157.	Southern PC Steel Sdn. Bhd.	No. 5, Jalan Utas 15/7, Seksyen 15, 40200 Shah Alam, Selangor	Tel: 603-5510 5166 Fax: 603-5519 9702	Wire & Wire Products
158.	Southern Pipe Industry (M) Sdn. Bhd.	4457, MK 15, Jalan Limbungan, Off Jalan Chain Ferry, 12100 Butterworth, Penang	Tel: 604-331 7393 Fax: 604-331 9435	Pipes, Tubes Fittings Products
159.	Southern Steel Berhad	2723, Lorong Perusahaan 12, Prai Industrial Estate, 13600 Prai, Penang	Tel: 04-3906540 Fax: 04-3908060	Steel bars, Steel Rods, Billet
160.	Southern Steel Mesh Sdn. Bhd.	51/2 Mile, Jalan Kapar, 42100 Klang, Rantau Panjang, Selangor	Tel: 03-32912116 Fax: 03-32912925	Cast Iron Products
161.	SRT Building Systems Sdn. Bhd.	Lot 20779 & 20780, Jln. Logam 2, Perindustrian Kamunting Raya, 34600 Kamunting, Perak	Tel: 05-5423041 Fax: 05-5423042	Steel Roof Truss
162.	Stanta Mauser (M) Sdn. Bhd.	No. 3 & 5, Lorong. Keluli 1C, Tmn. Perindustrian Bukit Raja, 40000 Shah Alam, Selangor	Tel: 03-33410215 Fax: 03-33445017	Steel Drum
163.	Star Shine Industries Sdn. Bhd.	Wisma YKGI, Lot 6472, Lorong Sungai Puloh/KU06, Kawasan Perindustrian Sungai Puloh, 42100 Klang, Selangor	Tel: 603-3297 5555/ 3291 5189 Fax: 603-3291 6193	Metal furniture parts, welded steel pipes, tubes & hollow sections
164.	Star Shine Steel Products Sdn. Bhd.	Wisma YKGI, Lot 6472, Lorong Sg Puloh, KU06, Kaw Perindustrian Sg Puloh, 42100 Klang, Selangor	Tel: 03-32975555 Fax: 03-32916193	Wire Rod, Steel Bar

APPENDICES

DIRECTORY OF MINERAL-BASED INDUSTRIES IN MALAYSIA 2016

Appendix 17: Iron and steel products manufacturers (cont.)

NO.	COMPANY NAME	ADDRESS	CONTACT NO.	PRODUCT NAME
165.	Steel Centre (M) Sdn. Bhd.	PLO 61, Kaw. Perindustrian Senai III, 81400 Senai, Johor	Tel: 07-5992939 Fax: 07-5996330	Steel Coils/ Steel Sheets
166.	Steel Industries (Sabah) Sdn. Bhd.	Mile 7 1/2 Jln. Tuaran, Inanam Industrial Estate, 88992 Kota Kinabalu, Sabah	Tel: 088-427111 Fax: 088-420111	High Tensile Deformed Bar
167.	Sumiputeh Steel Centre Sdn. Bhd.	Lot 10, Persiaran Selangor, P.O.Box 7089, 40702 Shah Alam, Selangor	Tel: 03-55195411 Fax: 03-55199970	Galvanized Steel
168.	Sun Sung Lee Engineering Sdn. Bhd.	No. 1521, Ladang Valdor, Sg. Bakap, 14200 Sungai Jawi, SPS, Penang	Tel: 604-5828282 Fax: 604-5828383	Steel fabrication, Boiler, Piping works
169.	Super Galvanising (M) Sdn. Bhd.	Lot 90, Jalan Industri 3/5, Taman Industri Integrasi Rawang, 48000 Rawang, Selangor	Tel: 603-6091 4488 Fax: 603-6091 8844	Steel Structure, Automatic Galvanised Pipeline
170.	Superinox Max Fittings Industry Sdn. Bhd.	No. 1564, MK 12, Jalan Nafiri, Valdor Industrial Estate, 14200 Sungai Jawi, Penang	Tel: 604-582 5511 Fax: 604-582 8611	Stainless steel seamless & welded butt- weld fittings and flanges
171.	Superinox Pipe Industry Sdn. Bhd.	No. 1584, MK12, Jln. Nafiri, Kaw. Perusahaan Valdor, 14300 Sg. Bakap, Penang	Tel: 04-5825511 Fax: 04-5828611	Welded Steel Pipes & Tubes
172.	Syarikat Jaya Tugas Industri Sdn. Bhd.	No. 2759, Mukim 1, Lrg. Perusahaan 8, Kawasan Perusahaan Prai 2, 13600 Prai, Penang	Tel: 604-398 9282 Fax: 604-399 5246	Ornamental Stainless Steel Tubings, Exhaust Pipes
173.	Syarikat Perniagaan Perindustrial King Hong Sdn. Bhd.	Lot 2981, Block 7, MTL D, Demak Laut Industrial Park, 93050 Kuching, Sarawak	Tel: 082-433388 Fax: 082-433389	Deformed Bar Round Bar
174.	Syarikat Steelcon Sdn. Bhd.	Lot 745, (PT 1664), Jalan Zamrud 1, Kawasan Perindustrian Nilai 2, 71800 Nilai, Negeri Sembilan	Tel: 606-799 5659 Fax:	Fabrication of process equipment for oil & gas industry / Power plant
175.	T. Yamaichi (M) Corporation Sdn. Bhd.	Plot 33, Jln. Perusahaan Bkt Minyak, Bkt Minyak Industrial Park, 14000 Bkt Mertajam, Penang	Tel: 04-5088055 Fax: 04-5078466	Stainless Steel
176.	Taik Bee Hardware Sdn. Bhd.	Unit B2 & B3, Jalan SP 4/1, Seksyen 4, Taman Serdang Perdana, 43300 Seri Kembangan, Selangor,	Tel: 603 - 8959 9872/ 3142 2885 (Sepang) Fax: 603 - 8942 9875	Palm Oil Mill Machines: Pressure Vessel Quick Actuating door, Screw Press, Digester and Spare Parts
177.	Taner Industrial Technology Sdn. Bhd.	No. 13, Jln. Wawasan 3/KU7, Sg. Kapar Indah, 42209 Klang, Selangor	Tel: 03-32912689 Fax: 03-32916289	Hoist/Steel Plates

APPENDICES

DIRECTORY OF MINERAL-BASED INDUSTRIES IN MALAYSIA 2016

Appendix 17: Iron and steel products manufacturers (cont.)

NO.	COMPANY NAME	ADDRESS	CONTACT NO.	PRODUCT NAME
178.	Tashin Steel Sdn. Bhd.	Lot 5, Jln. Api-Api 26/1, Hicom Industrial Estate, Section 26, 40000 Shah Alam, Selangor	Tel: 03-51911660 Fax: 03-51911640	Steel Accumulator
179.	Tatt Giap Steel Centre Sdn. Bhd.	Plot 33, Jalan Perusahaan Bukit Minyak, Bukit Minyak Industrial Park, 14000 Bukit Mertajam, Penang	Tel: 604-508 8055 Fax: 604-507 8466	Stainless steel, hot rolled steel, cold rolled steel, galvanized steel, electro- galvanized steel, hot rolled pickled & oiled steel, super dyma
180.	Teem Well Industries Sdn. Bhd.	No. 9, Hala Perusahaan Menglembu 1, Kaw. Perusahaan Menglembu, 30200 Ipoh, Perak	Tel: 05-2416111 Fax: 05-2415111	Stainless Steel Round Pipes
181.	Thye Heng Engineering Sdn. Bhd.	Plot 262, Jalan Perusahaan, Prai Industrial Estate, 13600 Prai, Penang	Tel: 604-390 7901	System, Unfired Pressure Vessel, Storage Tank, Pipelines Installation, Steel & Structural Works, Installation of Plants & Machineries
182.	TI Metal Forgings Sdn. Bhd.	Plot 262, Jalan Perusahaan, Prai Industrial Estate, 13600 Prai, Penang	Tel: 604-390 7901 Fax: 603-399 6262	System, Unfired Pressure Vessel, Storage Tank, Pipelines Installation, Steel & Structural Works, Installation of Plants & Machineries
183.	Tiger Casting Solution Sdn. Bhd.	Plot 33, Jln. Perusahaan Bkt Minyak, Bkt Minyak Industrial Park, 14000 Bkt Mertajam, Penang	Tel: 04-5088055 Fax: 04-5078466	Stainless Steel
184.	Tigges Fastener Technology (M) Sdn. Bhd.	No. 59, Jln. Johan 1/4, Kaw. Peindustrian Pengkalan 2, 31550 Pusing, Perak	Tel: 05-3652061 Fax: 05-3653061	Casting of Iron & Steel
185.	Top-Mesh Provincial Sdn. Bhd.	No. 13, Jln. Wawasan 3/KU7, Sg Kapar Indah, 42209 Klang, Selangor	Tel: 03-32912689 Fax: 03-32916289	Crane & Hoist, Heavy Machinery, AWP Product

APPENDICES

DIRECTORY OF MINERAL-BASED INDUSTRIES IN MALAYSIA 2016

Appendix 17: Iron and steel products manufacturers (cont.)

NO.	COMPANY NAME	ADDRESS	CONTACT NO.	PRODUCT NAME
186.	UAC Steel Systems Sdn. Bhd.	Lot 34, Jln. Beliong 15/11, Section 15, 40000 Shah Alam, Selangor	Tel: 03-55131133 Fax: 03-55113699	Steel Roof Truss
187.	United G. I. Products Sdn. Bhd.	Lot 835 Block 7 Demark Laut Industrial Park P.O. Box 472, 93050 Kuching, Sarawak	Tel: 082-439257 Fax: 082-439259	Steel Building Products
188.	United Seasons Sdn. Bhd.	No. 37, Jln. Pengacara U1/48, Temasya Industrial Park, Phase 2, Glenmarie, 40150 Shah Alam, Selangor	Tel: 03-76280300 Fax: 03-76280900	Steel Sheet Coil, Steel Sheet
189.	Uny Auto Industries Sdn. Bhd.	74-A, Jln. Usaha 12, Kaw. Perindustrian Air Keroh, 75450 Melaka	Tel: 06-2326885 Fax: 06-2327172	Mild Steel Exhausts
190.	Valmont Asia Sdn. Bhd.	Lot 3, Jalan Gudang 16/9, Section 16, 40700 Shah Alam, Selangor	Tel: 603 5519 0652 Fax: 603 5518 0652	Industrial gratings, engineering infrastructure and provision of hot dip galvanizing services
191.	Visage Industries Sdn. Bhd.	Plot 162A, Lorong Perindustrian Bkt Minyak 11, Kaw Perindustrian Bkt Minyak MK13, 14100 Bkt Minyak, Penang	Tel: 04-5081191 Fax: 04-5082191	Trucore Steel
192.	W.T. Wire Mesh Trading Sdn. Bhd.	Lot 1890, Jln. KPB 9, Kaw. Perindustrian Balakong, 43300 Balakong, Selangor	Tel: 03-89622228 Fax: 03-89622226	Drawn Wire
193.	Webforge (KL) Sdn. Bhd.	Lot 253, Kaw. Perindustrian Bkt. Rambai, Fasa 4B, 45250 Melaka	Tel: 06-3516379 Fax: 06-3516380	Wire Mesh
194.	Wei Dat Wiremesh Netting Sdn. Bhd.	Lot 3, Jln. Gudang 16/9, Section 16, 40700 Shah Alam, Selangor	Tel: 03-55190652 Fax: 03-55190749	Mild Steel Gratings
195.	WZS Industries Sdn. Bhd. (Weng Zheng Sdn. Bhd.)	No.1, Persiaran Perusahaan Kledang Utara 1/5, Kaw. Perindustrian Chandan Raya Menglembu, 31450 Ipoh, Perak	Tel: 05-2829220 Fax: 05-2821220	Steel Wire
196.	Xinsteel Sdn. Bhd.	Lot 5037, Jln. Teratai, Bt 5, Off Jln. Meru, 41050 Klang, Selangor	Tel: 03-33622688 Fax: 03-33920327	Sheet/Slitted Coil
197.	Yew Lean Foundry & Co Sdn. Bhd.	No. 51, Jln. Layang-layang 3, Bandar Puchong Jaya, 47100 Puchong, Selangor	Tel: 03-58821942 Fax: 03-58821948	Ductile Iron Pipes
198.	YKGI Holdings Berhad	Wisma YKGI, Lot 6479, Lorong Sg Puluh, Bt 6, Jln. Kapar, 42100 Klang, Selangor	Tel: 03-32975555 Fax: 03-32916193	Galvanized Iron Corrugated Sheet
199.	Yoonsteel (Malaysia) Sdn. Bhd.	Site 14, Tasek Industrial Estate, 31400 Ipoh, Perak	Tel: 05-5451700 Fax: 05-5461506	Alloy Steel, Iron Casting
200.	Zinco Manufacturing Sdn. Bhd.	No 12, Jln. Canang Emas 9/KS 10, Teluk Gong, 42000 Port Klang, Selangor	Tel: 03-31342808 Fax: 03-31341808	Sheet Form Cut Sheet

APPENDICES

DIRECTORY OF MINERAL-BASED INDUSTRIES IN MALAYSIA 2016

Appendix 18: Aluminium-based products manufacturers

NO.	COMPANY NAME	ADDRESS	CONTACT NO.	PRODUCT NAME
1.	Ace Extrusion Sdn. Bhd.	Lot 6463, Batu 51/2, Jalan Kapar Sementa, 42100 Klang, Selangor	Tel: 03-32906308 Fax: 03-32902816	Aluminium Extrusion
2.	ACME Aluminium Sdn. Bhd.	No 88, Jalan Bistari 1, Taman Industri Jaya, 81300 Skudai, Johor	Tel: 07-5126856 Fax: 07-5113448	Aluminium Extrusion Profile
3.	Advance Industries Sdn. Bhd.	No.1, Jalan Wangsa Permai, 2nd Floor, Bangunan One Wangsa, Taman Wangsa Permai, 52200 Kuala Lumpur	Te: 03-62772480 Fax: 03-62762482	Aluminium Structural
4.	Albe Metal Sdn. Bhd.	Lot. 11, Jalan Perusahaan 1, Kawasan Perusahaan Beranang, 42700 Beranang, Selangor	Tel: 03-87232288 Fax: 03-87237272	Aluminium Coil
5.	Aluminium Company of Malaysia Berhad	No. 3, Persiaran Waja, Bukit Raja Industrial Estate, 41050 Klang, Selangor	Tel: 03-33412311 Fax: 03-33412793	Sheet & Foil Products
6.	Asli Mechanical Sdn. Bhd.	No. 2, Jalan Kenari 10, Batu 8, Bandar Puchong Jaya, 47100 Puchong, Selangor	Tel: 03-80754933 Fax: 03-80754911	Aluminium Sheet
7.	Auto Cast Sdn. Bhd.	Lot. 1-56, PT 3420, Jalan Perindustrian Mahkota II, Taman Perindustrian Mahkota, Mukim Beranang, Daerah Hulu Langat, 43700 Beranang, Selangor	Tel: 03-87245107/ 03-87245106 Fax: 03-87245103/ 03-91300531	Aluminium Structural
8.	Beyonics Precision Machining Sdn. Bhd.	PLO 6, Jln. Dewani 1, Off Jln. Tampoi, 81100 Johor Bahru, Johor	Tel: 07-3359888 Fax: 07-2761146	Aluminium Die-Castings
9.	Breezway (M) Sdn. Bhd.	No. 39, Jalan Wawasan 3/KU7, Sungai Kapar Indah 42200 Kapar, Klang	Tel: 03-32914885 Fax: 03-32919887	Aluminium Structural
10.	Central Aluminium Manufactory Sdn. Bhd.	Batu 12, Jalan Hutan Melintang, 36400 Hutan Melintang, Perak	Tel: 05-6411046/ 05-6411642 Fax: 05-6411115/ 05-6415375	Aluminum kitchen/ Household
11.	Central Cables Berhad	7862, Batu Berendam, 75350 Melaka	Tel: 06-2325821 Fax: 06-2325823	Aluminium Cable
12.	Chiang Jiang Aluminium Sdn. Bhd.	2025 Lorong Perusahaan 8, Prai Industrial Complex, 136000 Prai, Penang	Tel: 04-3906191 Fax: 06-3972240	Aluminium Structural
13.	Classic Emas (Sarawak) Sdn. Bhd.	Lot 846 & 847, Block 7 MTLD, Sejangkat Industrial Park 93050 Kuching, Sarawak	Tel: 082-433166 Fax: 082-439191	Aluminium Extrusions
14.	Col Shutters Sdn. Bhd.	Lot 14, Jln. Perusahaan Dua, Batu Caves Industrial Area, 68100 Batu Caves, Selangor	Tel: 03-61877178 Fax: 03-61875232	Aluminium Grille Roller Shutter
15.	Daibochi Plastic and Packaging Industry Bhd.	Lot 3 & 7, Air Keroh Industrial Estate Phase IV, 75450 Melaka	Tel: 06-2312746 Fax: 06-2329729	Aluminium Foil
16.	Daiki Aluminium Industry (M) Sdn. Bhd.	Lot 3, Jalan Waja, Kawasan Perindustrian Bukit Raja, 41050 Klang, Selangor	Tel: 03-33419500 Fax: 03-33418280	Aluminium Ingot

APPENDICES

DIRECTORY OF MINERAL-BASED INDUSTRIES IN MALAYSIA 2016

Appendix 18: Aluminium-based products manufacturers (cont.)

NO.	COMPANY NAME	ADDRESS	CONTACT NO.	PRODUCT NAME
17.	Durabeau Corporation Sdn. Bhd.	52B Jalan Boon Swee, 30000 Ipoh, Perak	Tel: 05-2411008/7 Fax: 05-2411011	Aluminium door
18.	EverPress Aluminium Industries Sdn. Bhd.	Lot 1282 & 1283, Kaw. Perindustrian Tmn. Melur Batang Benar, 71700 Mantin, Negeri Sembilan	Tel: 06-7990309 Fax: 06-7996837	Aluminium Extrusions
19.	FEC Cables (M) Sdn. Bhd.	No. 1, Persiaran Raja Muda, 40000 Shah Alam, Selangor	Tel: 03-551911110 Fax: 03-55138688/91296	Aluminium Conductor
20.	Federal Power Sdn. Bhd.	Lot 8, Jalan Ragum 15/17, 40000 Shah Alam, Selangor	Tel: 03-55183600 Fax: 03-55188020	Aluminium Rods
21.	Formosa Shyen Horng Metal Sdn. Bhd.	Lot 2-33, Jalan Perindustrian Mahkota 7, Taman Perindustrian Mahkota, 43700 Beranang, Selangor	Tel: 03-87244662 Fax: 03-87244661	Aluminium Billets
22.	General Aluminium Works (M) Sdn. Bhd.	76 km, Ipoh/Pulau Pinang Main Trunk Road, 34700 Taiping, Perak	Tel: 05-8912377 Fax: 05-8911161	Aluminium Foils
23.	Jaring Metal Industries Sdn. Bhd.	No.7, Jln. Sg. Kayu Ara 32/37, Tmn. Berjaya, Seksyen 32, 40460 Shah Alam, Selangor	Tel: 03-57408823 Fax: 03-57408912	Aluminium
24.	Kian Joo Can Factory Berhad	Lot 10, Jalan Perusahaan Satu, 68100 Batu Caves, Selangor	Tel: 03-61896322 Fax: 03-61898185	Aluminium Container
25.	KJM Aluminium Can Sdn. Bhd.	No. 106, Jalan Permata 1, Kawasan Perindustrian Arab-Malaysian, 71800 Nilai, Negeri Sembilan	Tel: 06-7998899 Fax: 06-7999097	Aluminium Container
26.	Kobe Precision Technology Sdn. Bhd.	Plot 39, Phase IV, Bayan Lepas Industrial Estate, 11900 Pulau Pinang	Tel: 04-3700777 Fax: 04-3707896	Aluminium Disk Blank
27.	L.B. Aluminium Berhad	Lot 11, Jalan Perusahaan 1, Kawasan Perusahaan Beranang, 43700 Beranang, Selangor	Tel: 03-87238822 Fax: 03-87233191	Aluminium Extrusion
28.	Leader Universal Aluminium Sdn. Bhd.	No. 2, Jln. Tahara, Kaw. Perindustrian Tampoi, 81200 Johor Bahru, Johor	Tel: 07-2381888 Fax: 07-2386333	Aluminium Rods
29.	LHL Corporation Sdn. Bhd.	No. 138, Jalan Ulu Choh - Gelang Patah, Mukim Jeram Batu, 81500 Pekan Nenas, Johor	Tel: 07-5553399 Fax: 07-5553333	Aluminium Structural
30.	Malaysian Aluminium & Alloys Sdn. Bhd.	Lot 2-37, Jalan Perindustrian Mahkota 7, Taman Perindustrian Mahkota, 47700 Beranang, Selangor	Tel: 03-87247991 Fax: 03-87247466	Aluminium Alloy Ingots
31.	Metco SMI Industries (M) Sdn. Bhd.	Lot 2 & 3, Jln. RP, Tmn. Perindustrian Masalam, Batu 17, Jln. Ipoh, 48000 Rawang, Selangor	Tel: 03-60926020 Fax: 03-60926002	Aluminium Flakes
32.	Nichicon (M) Sdn. Bhd.	No. 4, Jln. P/10, Kaw. Perindustrian Bangi, 43650 Bandar Baru Bangi, Selangor	Tel: 03-89250678 Fax: 03-89250858	Aluminum electrolytic capacitors

APPENDICES

DIRECTORY OF MINERAL-BASED INDUSTRIES IN MALAYSIA 2016

Appendix 18: Aluminium-based products manufacturers (cont.)

NO.	COMPANY NAME	ADDRESS	CONTACT NO.	PRODUCT NAME
33.	P.A. Extrusion (M) Sdn. Bhd.	Lot 224 & 440, Jalan Kuala Selangor, Kg Batu 8, Ijok, 45620 Kuala Selangor, Selangor	Tel: 03-32793328 Fax: 03-32793313	Aluminium Extrusion
34.	Paper Base Converting Sdn. Bhd.	Lot 3927 Jalan Keretapi Lama KU4, Jalan Kapar, 42100 Klang, selangor	Tel: 03-32913068 Fax: 03-32905124	Aluminium Foil
35.	PGF Insulation Sdn. Bhd.	2449 Lorong Perusahaan 10, Kawasan Perusahaan Prai, 13600 Prai, Penang	Tel: 04-39088460 Fax: 04-3996197	Aluminium Foil
36.	Power Cables Malaysia Sdn. Bhd.	Lot 2, Jln. Kwat 15/18, P.O. Box 7065 40702 Shah Alam, Selangor	Tel: 03-55185000 Fax: 03-55198558	Aluminium Rods
37.	Press Metal Berhad	Lot 6464, Batu 51/2, Jalan Kapar, Sementa, 42100 Klang, Selangor	Tel: 03-32913188 Fax: 03-32919133	Aluminium Extrusion
38.	Press Metal Bintulu Sdn. Bhd.	Lot 36, Block 1, Samalaju Industrial Park, Kemena Land Distric, 97000 Bintulu, Sarawak	Tel: 086-297030	Aluminium Ingot, wire rod
39.	Press Metal Mukah Sdn. Bhd.	Lot 211 & 212, Block 293 Mukah Land District, KM 38 Mukah-Balingian, 96407 Balingian, Sarawak	Tel: 086-855199	Aluminium Billet
40.	San Maguel Yamamura Woven Proudct Sdn. Bhd.	Lot 9 & 10, Jalan Usaha 4, Ayer Keroh Industrial Estate, 75450 Melaka	Tel: 06-2323898 Fax: 06-2321437/ 06-2329916	Aluminium Lamination
41.	Shotic Malaysia Sdn. Bhd.	PLO 168, Jln. Persiaran Tanjung Langsat, Kompleks Perindustrian Tanjung Langsat, 81700 Pasir Gudang, Johor	Tel: 07-2571800 Fax: 07-25718011	Aluminium Continuous Casting, Rod & Cut Piece
42.	SKB Shutters Manufacturing Sdn. Bhd.	Lot 22, Jalan Teknologi, Taman Sains Selangor 1, Kota Damansara, 47810 Petaling Jaya, Selangor	Tel: 03-61572277 Fax: 03-61572211	Aluminium Extrusion
43.	SMA Industries Sdn. Bhd.	Plot3, Estate Perindustrian Pangkalan II, Jalan Johan 2/2, Pasa II, Jalan Pusing, 31500 Lahat, Perak	Tel: 05-3668706/ 53346/69637 Fax: 05-3665707	Aluminium Alloy ingot
44.	SNC Industrial Lamination Sdn. Bhd.	PLO 38, Jalan Keluli Satu, Pasir Gudang Industrial Estate, 81700 Pasir Gudang, Johor	Tel: 07-2512199 Fax: 07-2512084	Aluminium Copper Clad
45.	STX Precision (JB) Sdn. Bhd.	Lot 153, Jln. Angkasa Mas 6, Kaw. Perindustrian Tebrau II, 81100 Johor Bahru, Johor	Tel: 07-3533940 Fax: 07-3530878	Aliminium Precision Component
46.	Sumimetal Industries (Malaysia) Sdn. Bhd.	Lot 568 & 569, Bukit Rambai Industrial Estate, 75250 Melaka	Tel: 06-3513890 Fax: 06-3513894	Aluminium Alloy Ingot
47.	Sun Sung Lee Engineering Sdn. Bhd.	No. 1521, Ladang Valdor, Sg. Bakap, 14200 Sg. Jawi, Seberang Perai Selatan, Pulau Pinang	Tel: 04-58228282 Fax: 04-5828383	Aluminium Structural Products
48.	Teknicast Sdn. Bhd.	Lot 2139, Jalan Enggang, Batu 9, Kebun Baru, 42500 Telok Panglima Garang, Kuala Langat, Selangor	Tel: 03-31228988/ 03-31221009 Fax: 03-31220620	Aluminium Alloy Casting

APPENDICES

DIRECTORY OF MINERAL-BASED INDUSTRIES IN MALAYSIA 2016

Appendix 18: Aluminium-based products manufacturers (cont.)

NO.	COMPANY NAME	ADDRESS	CONTACT NO.	PRODUCT NAME
49.	Tenaga Cable Industries Sdn. Bhd.	Lot 2, Jalan P/12, Section 10, Kawasan Perusahaan Bangi, 43650 Bandar Baru Bangi, Selangor	Tel: 03-82100912 Fax: 03-82100918	Aluminium Rods/Alloy Rods
50.	Tong Heer Aluminium Industries Sdn. Bhd.	Plot 17A, Jalan Perusahaan, Prai Prai Industrial Estate, Phase 4, 13600 Prai, Pulau Pinang	Tel: 04-5079079 Fax: 04-5078923	Aluminium Extrusion
51.	UACJ Foil Malaysia Sdn. Bhd.	Lot 4, Jln. Pekeliling, Pasir Gudang Industrial Estate, 81700 Pasir Gudang, Johor	Tel: 07-2541913 Fax: 07-2513917	Aluminium Foil
52.	V One Industries Sdn. Bhd.	Lot 3119 Batu 3, Jalan Salleh, Bukit Treh, 84000 Muar, Johor	Tel: 06-9524206 Fax: 06-9556896	Aluminium Folding
53.	Ye Chiu Metal Smelting Berhad	Plo 472, Jln. Keluli, Kawasan Perindustrian Pasir Gudang 81700 Pasir Gudang, Johor	Tel: 07-2518763 Fax: 07-2512633	Aluminium Alloy Ingot
54.	Zincalu Casting Sdn. Bhd.	No. 4 & 6, Jalan Taming Empat, Taming Jaya Industrial Estate, Off Jalan Balakong, 43300 Selangor	Tel: 03-89616533	Aluminium Castings

APPENDICES

DIRECTORY OF MINERAL-BASED INDUSTRIES IN MALAYSIA 2016

Appendix 19: Tin-based products manufacturers

NO.	COMPANY NAME	ADDRESS	CONTACT NO.	PRODUCT NAME
1.	Ajcan Sdn. Bhd.	Lot 2244, Jalan Rajawali, Bt 9, Kg Kebun Baru, 42500 Telok Panglima Garang, Kuala Langat, Selangor	Tel: 03-31221988 Fax: 03-31228188	Tin Can & Tin Plate Products
2.	Canpac Sdn. Bhd.	Lot 119, Tmn Perindustrian Integrasi, Jalan Bt Arang, 48000 Rawang, Selangor	Tel: 03-60929929 Fax: 03-60929909	Tin Can
3.	Federal Metal Printing Factory Sdn. Bhd.	Jalan Kawat 15/18, 40000 Shah Alam, Selangor	Tel: 03-55192521 Fax: 03-55194832	Tin Can
4.	Friend Metal Ware Factory Sdn. Bhd.	10, Medan Tasek, Tasek Industrial Estate, 31400 Ipoh, Perak	Tel: 05-5472537 Fax: 05-5461163	Tin Plate
5.	General Packaging Sdn. Bhd.	Lot 3, Jalan 203, 46050 Petaling Jaya, Selangor	Tel: 03-77816131 Fax: 03-77841962	Tin Can
6.	Kian Joo Can Factory Berhad	Lot 10, Jalan Perusahaan Satu, 68100 Bt Caves, Selangor	Tel: 03-61896322 Fax: 03-61898185	Tin Plate
7.	Kian Joo Canpack Sdn. Bhd.	Lot 3, Jalan Kawat 15/18, 40000 Shah Alam, Selangor	Tel: 03-55116573 Fax: 03-55124782	Tin Can
8.	Kilang Tin Can (Sel) Sdn. Bhd.	Lot 764, Jalan Hj Sirat Off Jln Kapar, 42100 Klang, Selangor	Tel: 03-32912525 Fax: 03-32912630	Tin Can
9.	KJ Can (Johore) Sdn. Bhd.	733, Jln Tampoi, 81200 Johor Bahru, Johor	Tel: 07-3322522	Tin Can
10.	KJ Can (Selangor) Sdn. Bhd.	Lot 19, Jalan SU4, Seksyen 22, 46300 Shah Alam, Selangor	Tel: 03-51928660 Fax: 03-51928700	Tin Can
11.	Malayan Metal Works Sdn. Bhd.	2444, Lrg Perusahaan Satu, Prai Industrial Estate, 13600 Penang	Tel: 04-3907476 Fax: 04-3996705	Tin Can
12.	Malaysian Smelting Corporation Berhad	27, Jalan Pantai, 1200 Butterworth, Pulau Pinang	Tel: 04-3333500 Fax: 04-3336499	Tin Ingots
13.	Nihon Superior (M) Sdn. Bhd.	Lot 17, Jalan Industri 1 Free Trade Zone, Jelapang 2, 30020 Ipoh, Perak	Tel: 05-5273792 Fax: 05-5273659	Solder
14.	Perusahaan Sadur Timah Malaysia (Perstima) Berhad	PLO 255, Jalan Timah Tiga, Pasir Gudang Industrial Estate, 81700 Pasir Gudang, Johor	Tel: 07-2541200 Fax: 07-2514618	Tin Plate
15.	Royal Selangor International Sdn. Bhd.	4, Jalan Usahawan Enam Setapak Jaya, 53200 Kuala Lumpur	Tel: 03-41456000 Fax: 03-40223000	Pewter
16.	Selayang Solder Sdn. Bhd.	17497, Taman Selayang Baru Industrial Estate 81/2 mile, Jalan Ipoh, 69900 Batu Caves, Selangor	Tel: 03-61385301 Fax: 03-61385282	Solder
17.	Senju (M) Sdn. Bhd.	Lot 36, Persiaran Sabak Bernam Sector B, HICOM Industries Area, Section 26, 40000 Shah Alam, Selangor	Tel: 03-51912227 Fax: 03-51912428	Solder
18.	Zarfee (M) Sdn. Bhd.	Lot 16 Jalan Kanan Taman Kepong, 51200 Kuala Lumpur	Tel: 03-62741225 Fax: 03-62767145	Pewter

APPENDICES

DIRECTORY OF MINERAL-BASED INDUSTRIES IN MALAYSIA 2016

Appendix 20: Copper-based products manufacturers

NO.	COMPANY NAME	ADDRESS	CONTACT NO.	PRODUCT NAME
1.	Alpha Industries Sdn. Bhd.	No. 37, Jalan Kangkar Tebrau, Karung Berkunci No. 744, 80990 Johor Bahru, Johor	Tel: 07-543996 Fax: 07-542537	Copper Rods
2.	Central Cables Berhad	7862, Batu Berendam 75350 Melaka	Tel: 06-2325821 Fax: 06-2325823	Copper & Aluminium Cables
3.	Elektrisola (M) Sdn. Bhd.	Jalan Damai Satu Janda Baik, 28750 Bentong, Pahang	Tel: 09-2330888 Fax: 09-2330800	Enamelled Copper Wires
4.	Fajar Cables Sdn. Bhd.	Lot 12, Jalan CJ 1/2A, Kws MIEL, Batu 11, Jalan Balakong, 43200 Cheras, Selangor	Tel: 03-9057401/5	Copper Wire, Cable
5.	Fe Magnet Wire (M) Sdn. Bhd.	Lot 2, Persiaran Waja, Bukit Raja Industrial Estate, P.O. Box 178, 41720 Klang, Selangor	Tel: 03-33427001-4 Fax: 03-33427213	Copper Wire/ Bare Copper
6.	FEC Cables (M) Sdn. Bhd.	No. 1, Persiaran Raja Muda, 40000 Shah Alam, Selangor	Tel: 03-55191110 Fax: 03-55138688	Copper Conductor
7.	Fujikura Federal Cables Sdn. Bhd.	5097, Mak Mandin Industrial Estate, 13400 Butterworth, Penang	Tel: 04-3315577 Fax: 04-3318641	Copper Conductor
8.	Fujikura (Malaysia) Sdn. Bhd.	No. 2, Jalan Delima 1/1, Subang Hi-Tech Industrial Park, 40000 Shah Alam, Selangor	Tel: 03-56316366 Fax: 03-56315950	Copper Wire/ Bare Copper
9.	Furukawa Electric Cables (M) Sdn. Bhd.	Jalan. Persiaran Raja Muda, Kawasan Perindustrian Shah Alam, Selangor	Tel: 03-55911110 Fax: 03-5591296	Copper Wire, Aluminium Wire
10.	GM Corporation Sdn. Bhd.	No. 10, Lorong Keluli 1-C, Kawasan Perindustrian Bukit Raja, 41050 Klang, Selangor	Tel: 03-33430485 Fax: 03-33430493	Copper Tubes
11.	Griset (M) Sdn. Bhd.	Lot 12, Kawasan MIEL, Phase III, Bukit Berendam Free Tred Zone, 75350 Melaka	Tel: 06-2828466 Fax: 06-2828995	Copper strips
12.	Heyco Metals Penang Sdn. Bhd.	Plot 26, Bayan Lepas Free Industrial Zone Phase IV, Bayan Lepas, 11900 Pulau Pinang	Tel: 04-6432359 Fax: 04-6413637	Copper & Copper Alloy Strips
13.	Hitachi Cable (Johor) Sdn. Bhd.	Plo 50, Kawasan Perindustrian Senai, 81400 Senai, Johor	Tel: 07-5994351 Fax: 07-5994352	Copper Wire/ Bare Copper
14.	HS Helwa Precision (M) Sdn. Bhd.	Lot. 3, Jalan Bawang Putih 24/34, Section 24, 40300 Shah Alam, Selangor	Tel: 03-55415262/ 03-55415264 Fax: 03-55415236	Copper Tubes
15.	Isola Asia Pacific (Kuching) Sdn. Bhd.	Lot 9A, Kawasan Meil, Sama Jaya Free Industrial Zone, 93450 Kuching, Sarawak	Tel: 082-369485 Fax: 082-369012	Copper clad lamination
16.	Kinshold Sdn. Bhd.	Lot 5 & 6, Eng Chuan Hing Industrial, Lot Km 10, Jalan Tuaran P.O. Box A-317 Innam, 89357 Kota Kinabalu, Sabah	Tel: 088-425775	Copper Wire/ Bare Copper

APPENDICES

DIRECTORY OF MINERAL-BASED INDUSTRIES IN MALAYSIA 2016

Appendix 20: Copper-based products manufacturers (cont.)

NO.	COMPANY NAME	ADDRESS	CONTACT NO.	PRODUCT NAME
17.	Kiswel Sdn. Bhd.	Plo 63, Jalan Keluli 2, P.O.Box 101, 81707 Pasir Gudang, Johor	Tel: 07-2515933 Fax: 07-2515934	Copper Coated Alloy
18.	Kobe Copper (Malaysia) Sdn. Bhd.	Lot 1, Persiaran Sabak Bernam, Section 26, Sector B, Hicom Industrial Estate, 40400 Shah Alam, Selangor	Tel: 03-51912611/2 Fax: 03-51912613	Copper Tubes
19.	LKH Wire & Cables Sdn. Bhd.	7 Miles Jalan Kota Tinggi, 80730 Johor Bahru, Johor	Tel: 07-3541220 Fax: 07-3544301	Copper Bars
20.	Luna Far East Sdn. Bhd.	Lot PT40351, Jalan Kuari, Bukit Kapar, 42200 Klang, Selangor	Tel: 03-32506442 Fax: 03-32508551	Copper Bars
21.	Luvata (M) Sdn. Bhd.	PLO573, Jalan Keluli 10, Kawasan Perindustrian Pasir Gudang, 81700 Pasir Gudang, Johor	Tel: 07-2526688 Fax: 07-2521336	Copper Anodes
22.	Maica Laminates Sdn. Bhd.	5100, Lorong Mak Mandin 5, Mak Mandin Industrial Estate, 13400 Butterworth, Pulau Pinang	Tel: 04-3327436	Copper Laminates
23.	Met Tube Sdn. Bhd.	No. 2, Persiaran Kuala Langat, Seksyen 27, 40400 Shah Alam, Selangor	Tel: 03-519154444 Fax: 03-51915405	Copper Tubes
24.	Metco SMI Industries (M) Sdn. Bhd.	Lot 2 & 3 Jalan RP, Taman Perindustriaan Masalam, Batu 17, Jalan Ipoh, 48000 Rawang, Selangor	Tel: 03-60926020 Fax: 03-60926002	Copper flakes
25.	Metrod (Malaysia) Sdn. Bhd.	3, Lengkok Keluli 2, P.O. Box 212, Bukit Raja Industrial Estate, 41720 Klang, Selangor	Tel: 03-33413422 Fax: 03-33415318	Copper Wire/ Bare Copper
26.	Mitsui Copper Foil (M) Sdn. Bhd.	No. 1C, Persiaran Kuala Langat, Seksyen 27, 40400 Shah Alam, Selangor	Tel: 03-511287/2873 Fax: 03-5112863	Copper Foils
27.	Okumura Metals (M) Sdn. Bhd.	Lot 15, Jalan P/1, Kawasan Perusahaan, Seksyen 13, 43650 Bandar Baru Bangi, Selangor	Tel: 03-8256931/32 Fax: 03-8256933	Copper Tubes
28.	Outokumpu Copper Products (M) Sdn. Bhd.	PLO 573, Jalan Keluli 10, Kaw. Perindustrian Pasir Gudang, 81700 Pasir Gudang, Johor	Tel: 07-2526688 Fax: 07-2521336/3733	Copper Wire/ Bare Copper
29.	Paradym Resources Industries Sdn. Bhd.	Lot 98, Jalan Permata 2/4, Arab-Malaysian Industrial Park, Phase 3, 71800 Nilai, Negeri Sembilan	Tel: 06-7997090/7087 Fax: 07-7997086	Copper Wire/ Bare Copper
30.	PM Copper Wire & Cables Sdn. Bhd.	Lot 5090, Block B, Jln Teratai, 5 1/2 Miles, Jln Meru, 41050 Klang, Selangor	Tel: 03-55193902 Fax: 03-55193920	Copper Inggots
31.	Ryoshindoh Manufacturing Sdn. Bhd.	Plo 520, Zone 12, Jln. Keluli 3, 81700 Pasir Gudang, Johor	Tel: 07-2515802 Fax: 07-2517577	Dual & Single Profiled Copper
32.	Saitama Industries Sdn. Bhd.	Lot 39747, Jln. Tembaga 1, Desa Perindustrian Kulai, 81000 Kulai, Johor	Tel: 07-6522130 Fax: 07-6521149	Copper Alloy

APPENDICES

DIRECTORY OF MINERAL-BASED INDUSTRIES IN MALAYSIA 2016

Appendix 20: Copper-based products manufacturers (cont.)

NO.	COMPANY NAME	ADDRESS	CONTACT NO.	PRODUCT NAME
33.	Sindutch Cable Manufacturer Sdn. Bhd.	Lot 38, Jalan Industri 11, Alor Gajah Industrial Estate, 78000 Alor Gajah, Melaka	Tel: 06-5563833 Fax: 06-5563282	Copper wire
34.	SMC Technology Sdn. Bhd.	Lot 31-32, Kaw. Perindustrian Pontian, 82000 Pontian, Johor	Tel: 07-6862088 Fax: 07-6862066	Copper Flakes
35.	SNC Industrial Lamination Sdn. Bhd.	PLO 38, Jalan Keluli Satu, Pasir Gudang Industrial Estate, 81700 Pasir Gudang, Johor	Tel: 07-2512199 Fax: 07-2512084	Copper clad lamination
36.	Sumiden Electronic Materials (M) Sdn. Bhd.	No. 16A, Jalan Jenjarum 28/39, Seksyen 28, 40000 Shah Alam, Selangor	Tel: 03-51922956 Fax: 03-51922959	Copper Wire, Cable
37.	Sumikei (M) Sdn. Bhd.	Lot PT 630, Nilai Industrial Estate, P.O. Box 32, 71807 Nilai, Negeri Sembilan	Tel: 06-7992130 Fax: 06-7992028	Copper Tubes
38.	Sumitomo Electric Wintec (M) Sdn. Bhd.	Lot 499 & 500 Persiaran Sabak Bernam, Seksyen 26, 40000 Shah Alam, Selangor	Tel: 03-51912299 Fax: 03-51912255	Copper Wire/ Bare Copper
39.	Ta Win Industries Sdn. Bhd.	Lot 63-68 Alor Gajah Industrial Estate, 78000 Melaka	Tel: 06-5564784/5/6 Fax: 06-554782	Copper Wire/ Bare Copper
40.	Tairich Metal Wire Sdn. Bhd.	48 & 50 Jalan Perusahaan Sungai Lokan 3, Kampung Telok Sg. Dua, 13800 Butterworth, Pulau Pinang	Tel: 04-2814628 Fax: 04-2820200	Copper Wire/ Bare Copper
41.	Ueda Plating (M) Sdn. Bhd.	Lot 454, Jalan Sepintas 26/13 HICOM Industrial Estate, Section 26, 40000 Shah Alam, Selangor	Tel: 03-51912550 Fax: 03-51912488	Copper Plating
42.	Universal Trading Sdn. Bhd.	Lot 17, Eoiz, Phase II, Kota Kinabalu Industrial Park Jalan Sepangar, Menggatal, 88450 Kota Kinabalu, Sabah, Malaysia	Tel: 60-168669003	Copper cathode
43.	Uptodate Manufacturing Sdn. Bhd.	Lot 38, Jalan AM2, Kaw. Perusahaan Arab Malaysia, 71800 Nilai, Negeri Sembilan	Tel: 06-7994708 Fax: 06-7994705	Copper Wire/ Bare Copper
44.	Wonderful Wire & Cable Sdn. Bhd.	No. 5, Jalan Firma 2/3, Kaw. Perindustrian Tebrau, 81100 Johor Bahru, Johor	Tel: 07-543697 Fax: 07-542478	Copper Wire/ Bare Copper

Notes






DIRECTORY OF MINERAL-BASED INDUSTRIES IN MALAYSIA 2016

DIR. OF INDUSTRIAL MINERAL

ISSN 1511-645X



9 771511 645004

DEPARTMENT OF MINERAL AND GEOSCIENCE MALAYSIA
20th Floor, Menara TH Tun Razak, Jalan Tun Razak
50658 Kuala Lumpur Malaysia
Tel: 03 - 2161 1033
Fax: 03 - 2161 1036